CONTENTS

Purpose 2
1. Update Deceased Donor Transplant Details 2
1.1 Update Match Event Outcomes 2
1.2 Credit Centre Balance 6
1.3 Update Program Enrolments of Transplanted Recipients 8
2. Update Living Directed/Non-Directed or Paired Donor Transplant Details 10
2.1 Update Match Event Outcomes 10
2.2 Update Program Enrolments of Transplanted Recipients 14
3. Reversing a Transplant 16
4. Updating a Transplant Event 17
Appendix 1: Reasons For Decline 20
Definitions 23
Referenced Internal Documents 23
Change History 23
Electronic Signature 24

PURPOSE

This document describes the process of updating and managing recipient and donor profiles after the allocation of an organ donor (deceased or live) and workup is complete.

1. UPDATE DECEASED DONOR TRANSPLANT DETAILS

1.1 UPDATE MATCH EVENT OUTCOMES

The laboratory will receive notification of the outcome of the allocation of the organs from a deceased organ donor through the Donate Life agencies or the Transplant Unit. The Match Event Outcomes require updating for the organs that were declined and to link the organs that proceeded to transplant.

1. Find the donor record in the **Donor Dashboard**.

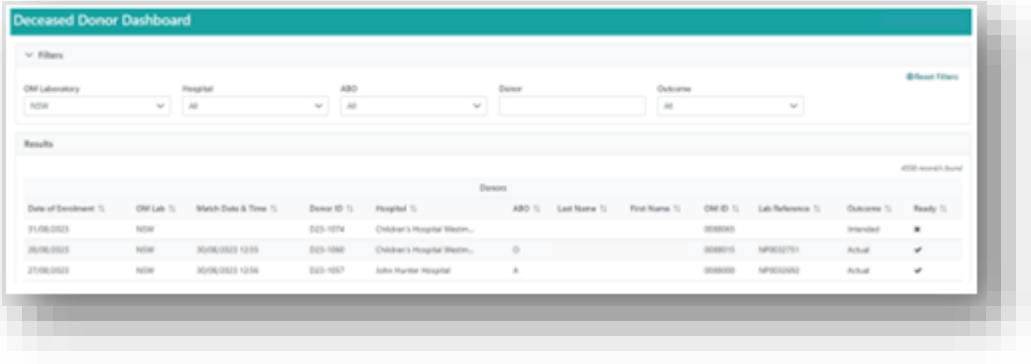

2. Click **View TWL Match** to navigate to the TWL Matching Screen.

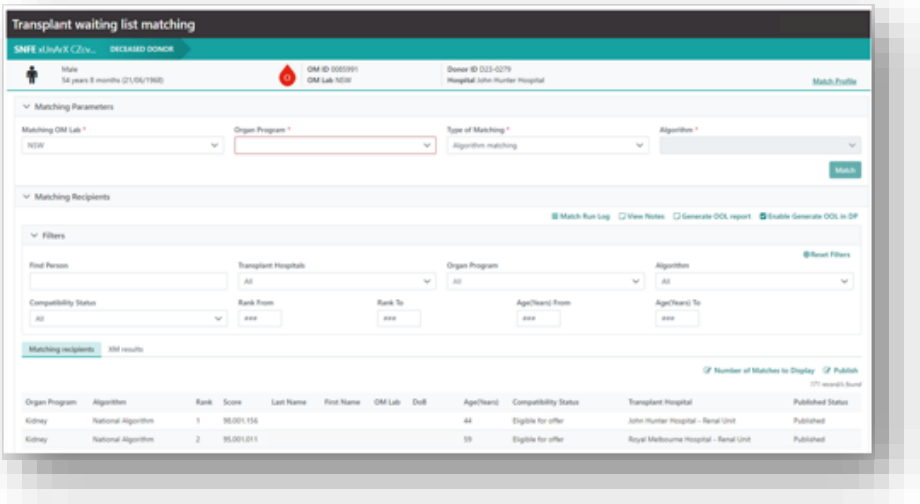

3. Click the row of the recipient to navigate to the Match Event.

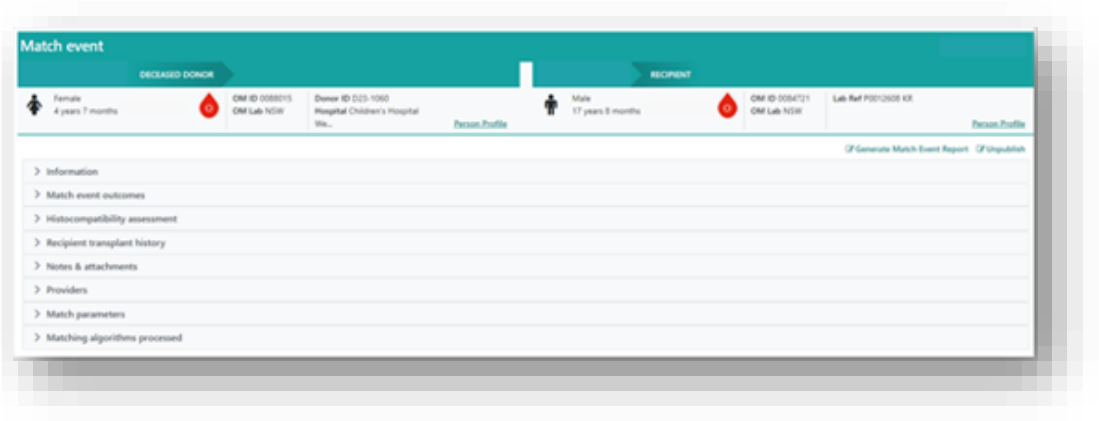

4. Click **Edit** in the **Match event outcomes**.

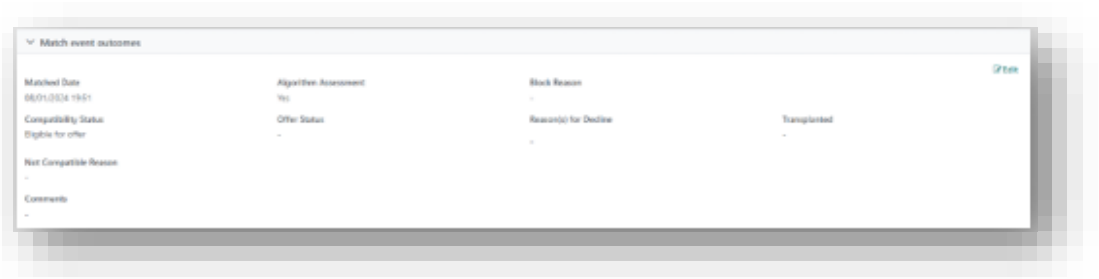

5. If the offer is accepted, select **Accepted** from the **Offer Status** dropdown, select **Yes** for **Transplanted** and modify the **Transplant Date** if required.

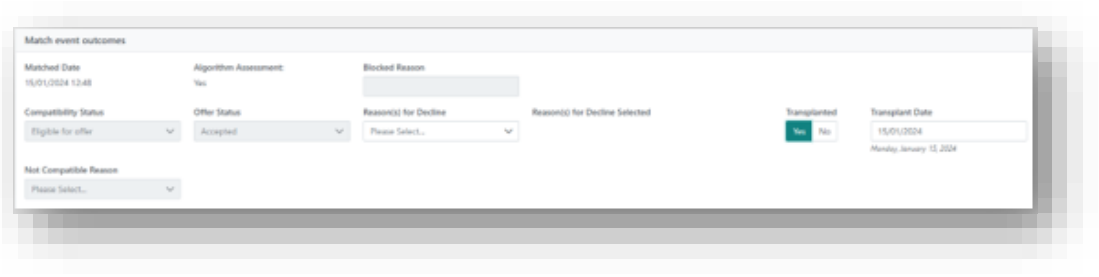

6. Click Save.

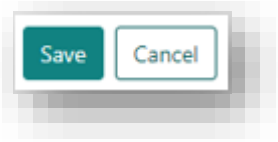

7. A confirmation will pop up noting that a transplant event will be created, and enrolments will be updated. Click **Yes**.

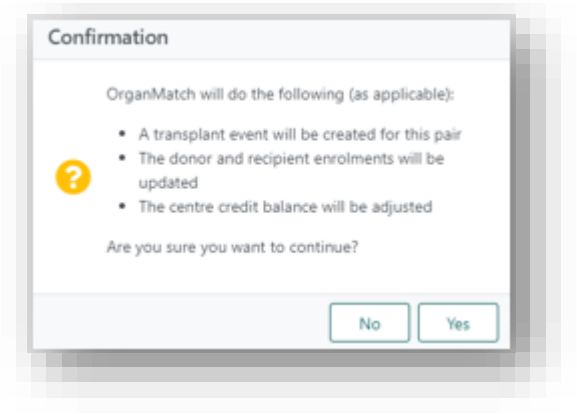

Note: The credit centre balance is adjusted when a deceased donor kidney transplant is linked.

See **1.2 Credit Centre Balance** for further information.

---

8. The system will navigate to the Transplant Event where details can be modified if required.

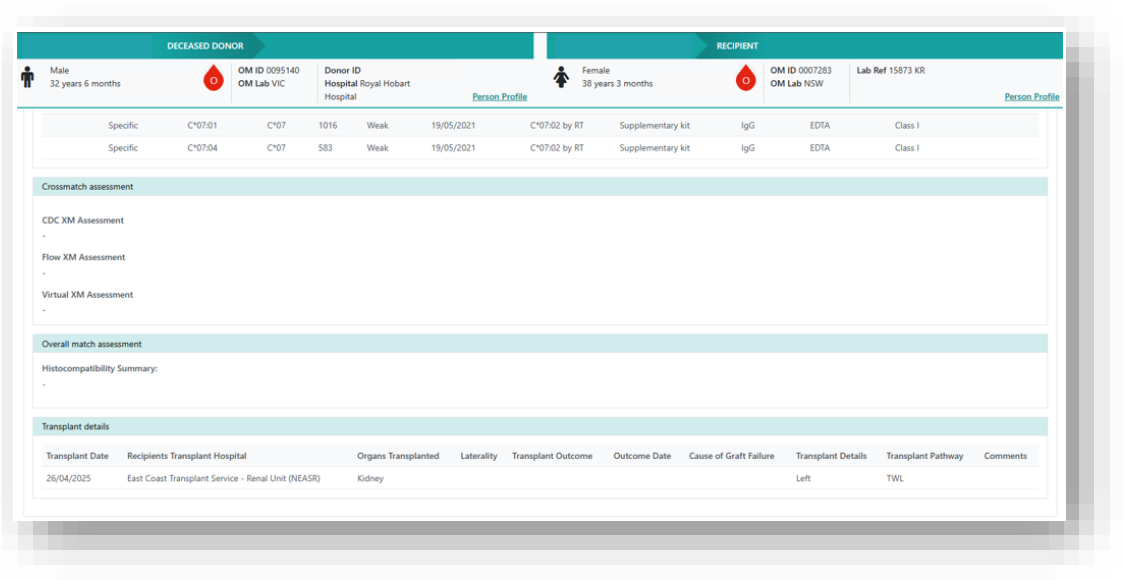

Note: Laterality is populated from Organ Offer Management in the Donation Portal and cannot be edited in the Lab Portal.

---

9. To modify the Transplant details, click on the row. Update the details in the pop-up box as required, click **OK** and click **Save**.

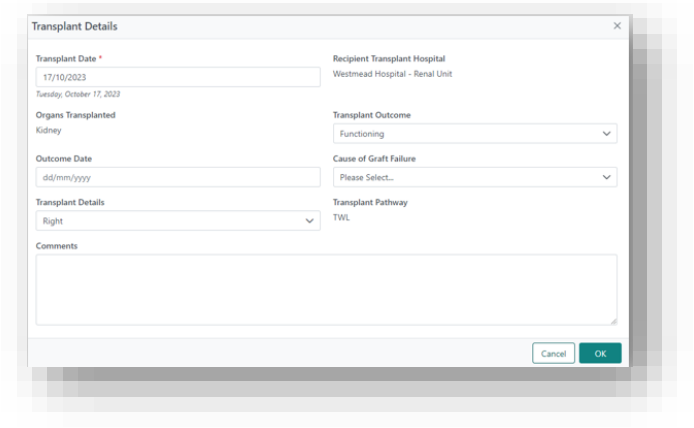

10. The Transplant Event is automatically published to allow viewing in the Transplantation Portal. If editing occurs the Transplant Event will be unpublished. Click **Publish** to publish the most recent version to the Transplantation Portal.

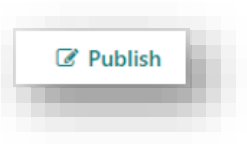

11. Repeat Steps 1 to 8 with the other recipients that received transplants.

12. If there were declines for the Kidney recipients record these in **Match event outcomes**.

Click **Edit**. Select **Declined** from the **Offer Status** dropdown and select the appropriate reason from the **Reason(s) for Decline** dropdown. Multiple reasons can be selected from the dropdown if more than one reason is given. Further comments can be added to the **Comments** box if required. See Appendix 1 for decline reasons.

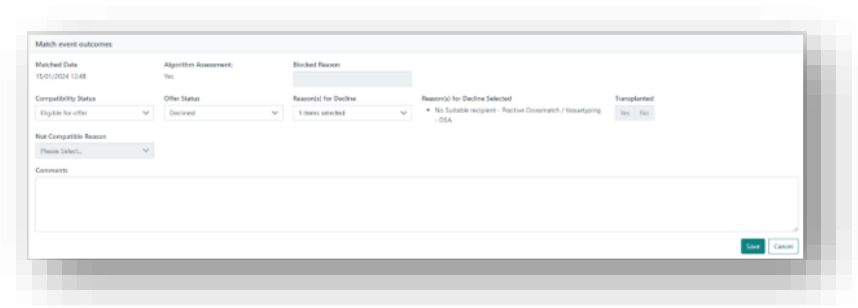

Note: Any declines for Kidney recipients are required to be reported in OrganMatch for auditing purposes.

13. Click **Save**.

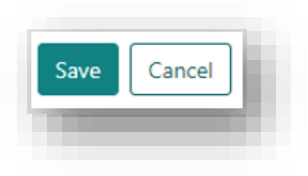

14. Upload as a note in the donor record any documentation associated to offer outcome, including declines, that are received from Donate Life agencies or Transplant units.

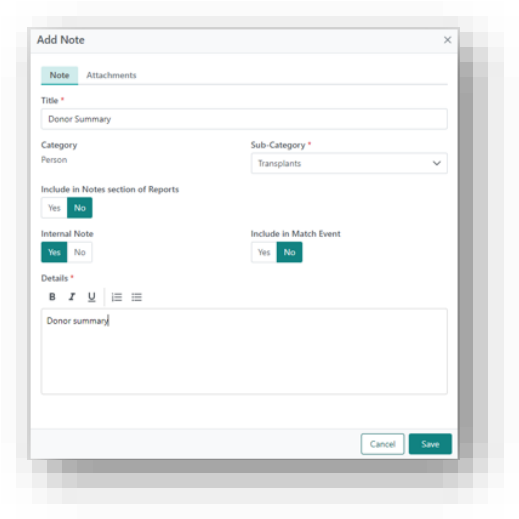

1.2 CREDIT CENTRE BALANCE

When a kidney is allocated and transplanted, the organ exchange table is updated. If the kidney is transplanted to an interstate recipient, the balance between the two states is updated. The centre credit difference is calculated by taking the donor OM lab centre credit minus the recipient OM lab centre credit. This credit centre difference is used in the Kidney Matching Algorithm.

For further details, refer to Principles of the Kidney Matching Algorithm, OM-012.

If a kidney is allocated and transplanted to an interstate recipient on the Kidney Interstate Utilisation Algorithm, and the recipient is rank 20 or numerically higher, the centre credit balance is not updated.

The Organ Exchange table can be viewed in **Reports**.

1. Click the **Reports** menu.

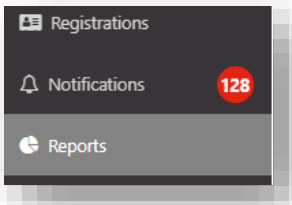

2. Select **Organ Exchange Report** from the dropdown menu.

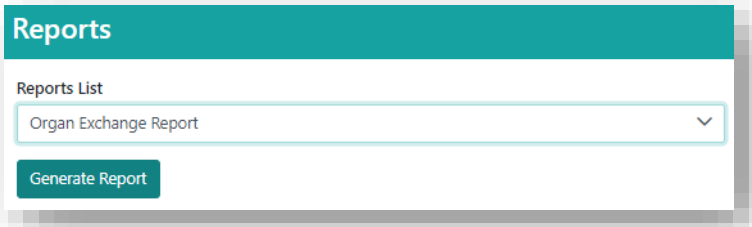

3. Click **Generate Report**.

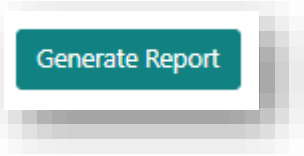

4. The Organ Exchange Report is displayed and can be printed or downloaded.

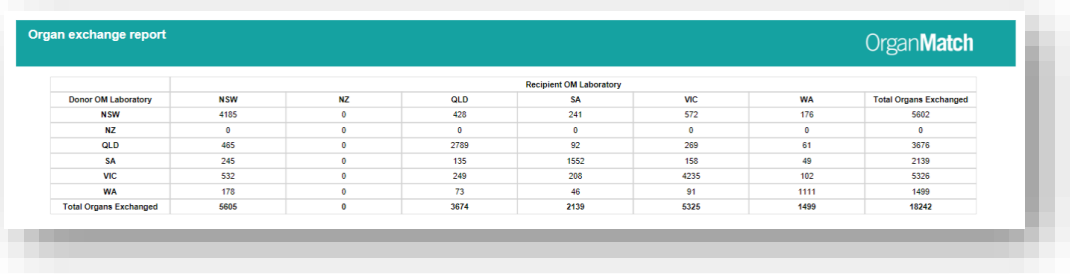

	Recipient OM Laboratory						
Donor OM Laboratory	NSW	NZ	QLD	SA	VIC	WA	Total Organs Exchanged
NSW	4185	0	428	241	572	176	5602
NZ	0	0	0	0	0	0	0
QLD	465	0	2789	92	269	61	3676
SA	245	0	135	1552	158	49	2139
VIC	532	0	249	208	4235	102	5326
WA	178	0	73	46	91	1111	1499
Total Organs Exchanged	5605	0	3674	2139	5325	1499	18242

1.3 UPDATE PROGRAM ENROLMENTS OF TRANSPLANTED RECIPIENTS

When a recipient has been transplanted, the enrolment is ended that is associated with the donor pathway. If a recipient is enrolled on other programs, these must also be ended. If the recipient has a live donor registered in OrganMatch, the program enrolments must also be ended for the donor.

1. On the person's profile in OM, select the **Program enrolments** tab.

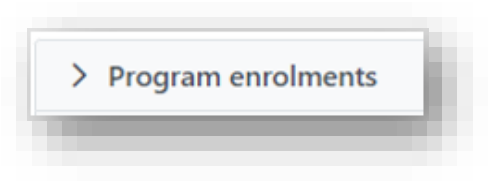

2. Click on a current enrolment.

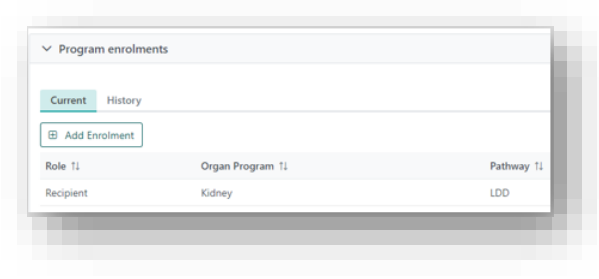

3. Click **Edit** and click **End enrolment**.

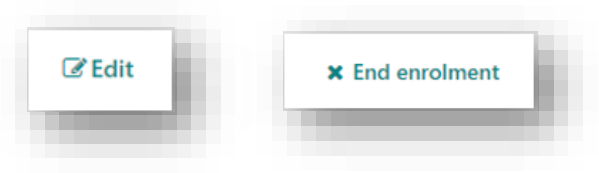

4. Select **Transplanted** from the **Reason For Ending Enrolment** dropdown and click **Save**.

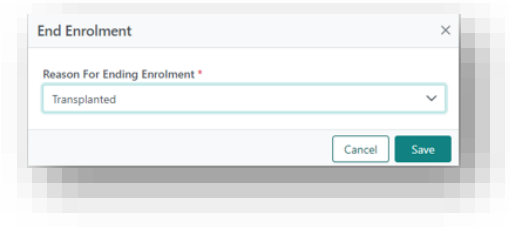

5. Click **Personal links** and click on the link for the donor.

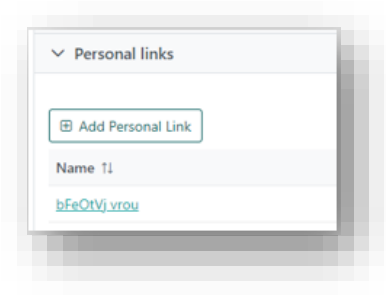

6. In the donor record click on the **Program enrolments** tab.

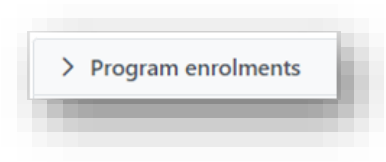

7. Click on a current enrolment.

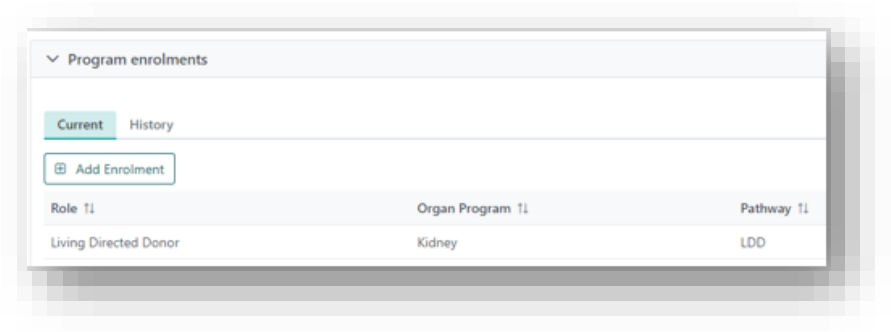

8. Click **Edit** and click **End enrolment**.

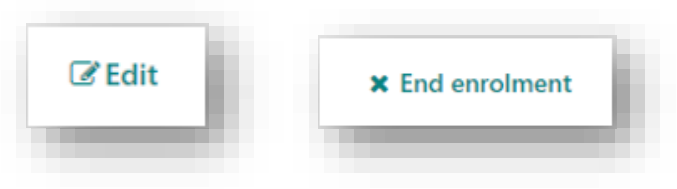

9. Select **Linked recipient has been transplanted via TWL** from the **Reason For Ending Enrolment** dropdown and click **Save**.

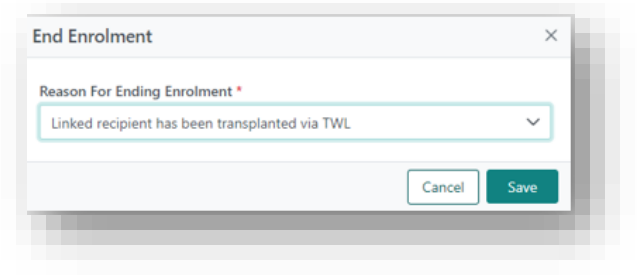

10. Repeat Steps 5 to 9 for any other associated donors.

2. UPDATE LIVING DIRECTED/NON-DIRECTED OR PAIRED DONOR TRANSPLANT DETAILS

After a live organ donor transplant, once a notification is received that the transplant is complete the Match Event outcomes for the donor and recipient can be updated. The recipients transplanted via KPD pathway will be updated by the KPD National Office.

2.1 UPDATE MATCH EVENT OUTCOMES

1. Search for the recipient profile in OM and select the **Match history** tab.

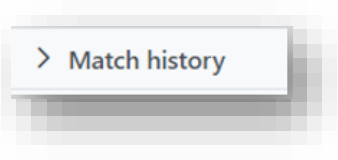

2. Find the donor by either selecting **LDD** from the **Transplant Pathway** or search for the donor by name in the **Matched Person** box.

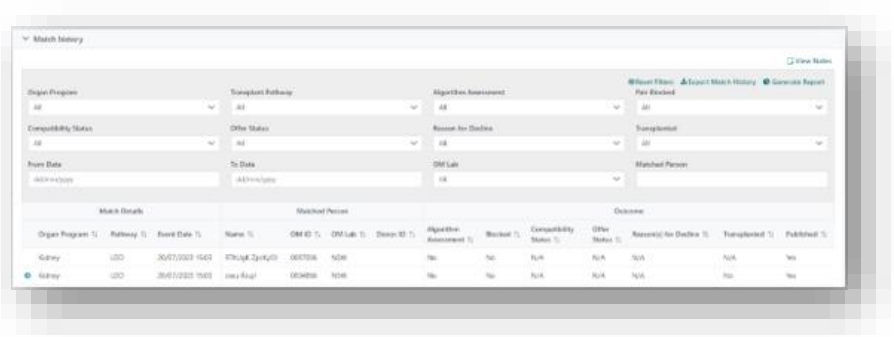

3. Click the row of the donor to navigate to the Match Event.

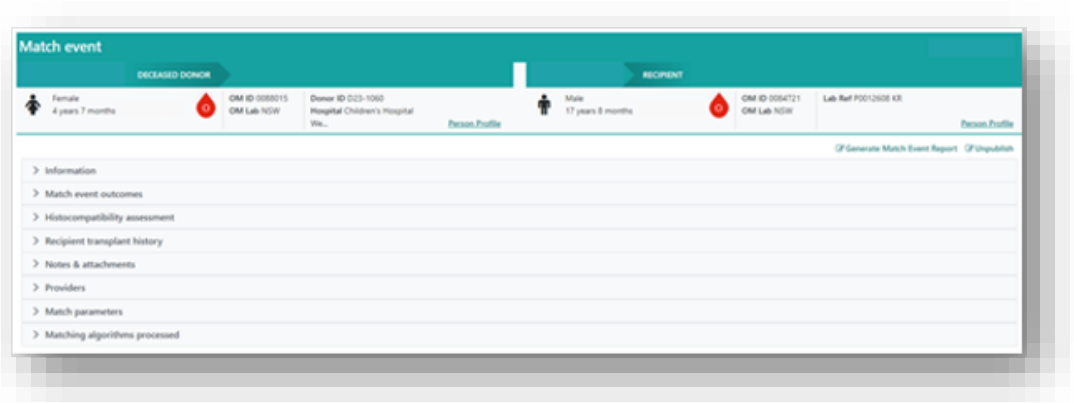

4. Click **Edit** in the **Match event outcomes**.

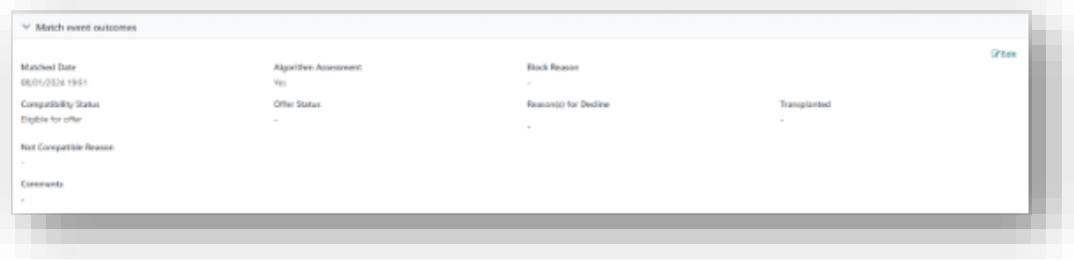

5. Select **Accepted** from the **Offer Status** dropdown, select **Yes** for **Transplanted** and modify the **Transplant Date** if required.

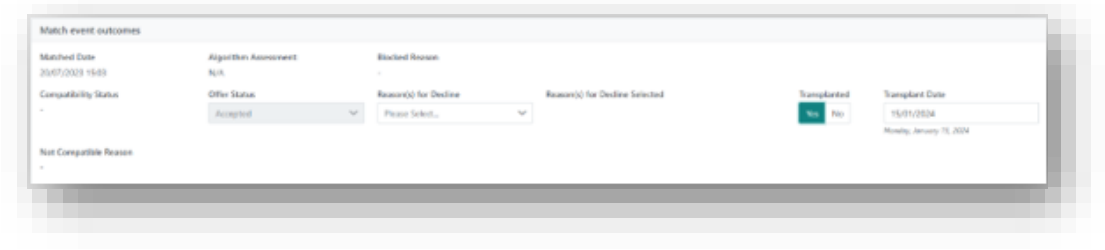

6. Click **Save**.

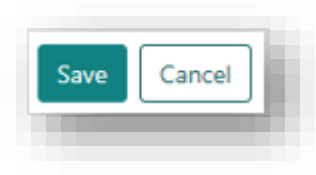

7. A confirmation will pop up noting that a transplant event will be created, and enrolments will be updated. Click **Yes**.

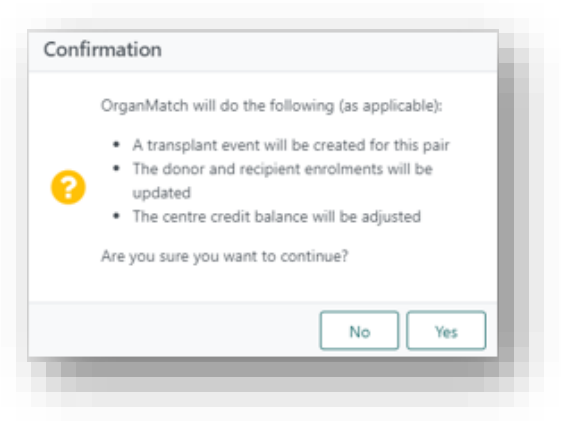

8. The system will navigate to the Transplant Event where details can be modified if required.

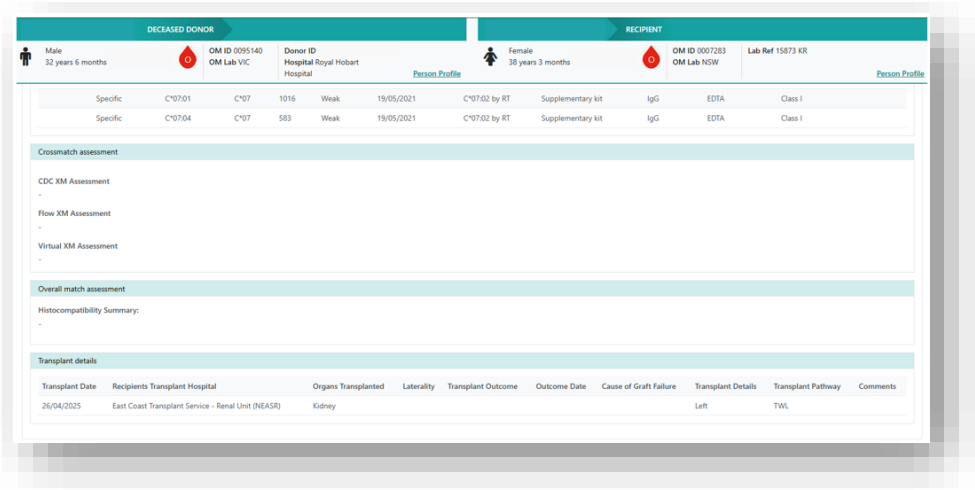

9. The Transplant Event is automatically published to allow viewing in the Transplantation Portal. If editing occurs the Transplant Event will be unpublished. Click **Publish** to publish the most recent version to the Transplantation Portal.

10. Upload the documentation as a note in the recipient's record.

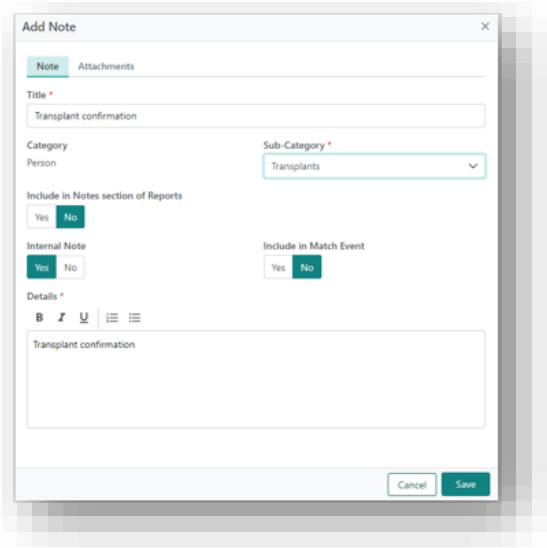

2.2 UPDATE PROGRAM ENROLMENTS OF TRANSPLANTED RECIPIENTS

When a recipient has been transplanted, the enrolment is ended that is associated with the donor pathway. If a recipient is enrolled on other programs, these must also be ended. If the recipient has other live donors registered in OrganMatch, the program enrolments must also be ended for the donor.

1. On the person's profile in OM, select the **Program enrolments** tab.

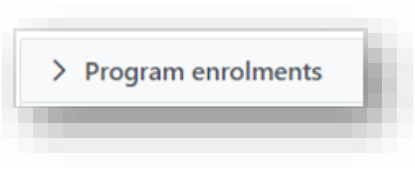

2. Click on a current enrolment.

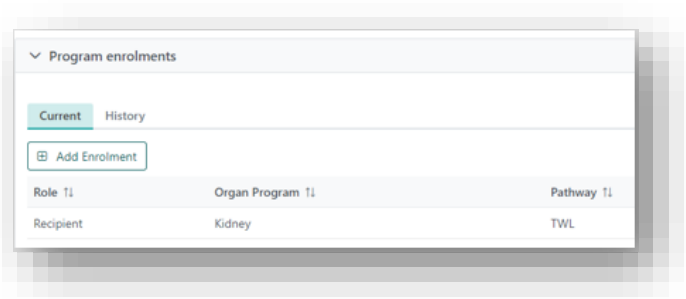

3. Click **Edit** and Click **End enrolment**.

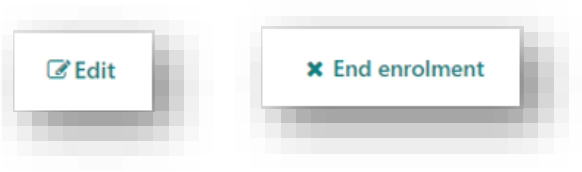

4. Select **Transplanted** from the **Reason For Ending Enrolment** dropdown and click **Save**.

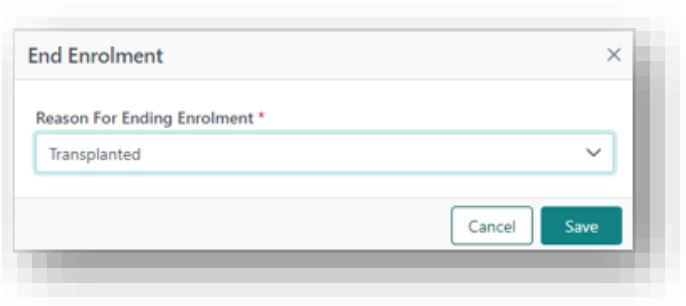

5. Click **Personal links** and click on the link for a donor.

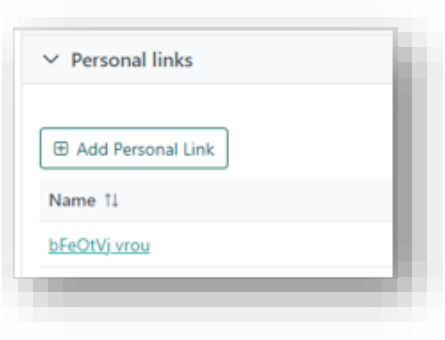

6. In the donor record Click on the **Program enrolments** tab.

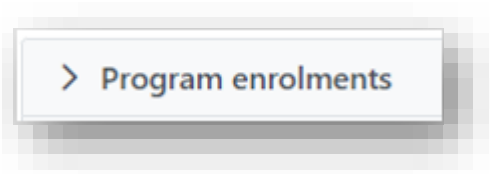

7. Click on a current enrolment.

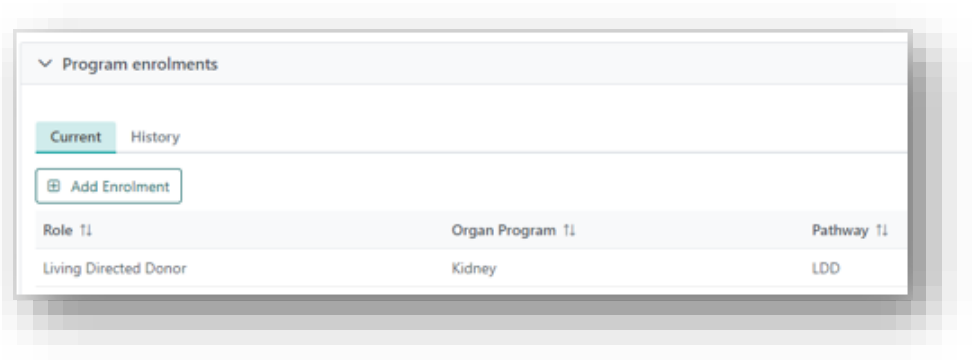

8. Click **Edit** and Click **End enrolment**.

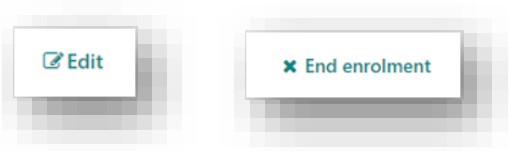

9. Select **Linked recipient has been transplanted via TWL** from the **Reason For Ending Enrolment** dropdown and click **Save**.

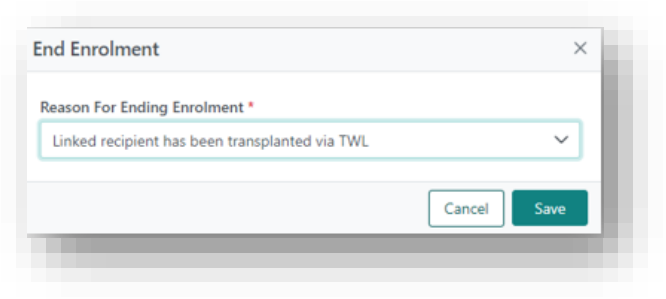

10. Repeat Steps 5 to 9 for any other associated donors.

3. REVERSING A TRANSPLANT

If a transplant is incorrectly selected a transplant can reversed. Contact OrganMatch Application Support to reverse the transplant and ensure any information is deidentified.

When a transplant is reversed the Organ Exchange table is also reversed, except of the recipient was matched on the Kidney Interstate Utilisation Algorithm at a rank of 20 or numerically higher.

See **1.2 Credit Centre Balance** for further information.

1. Search for the recipient profile in OM and select the **Transplants** tab.

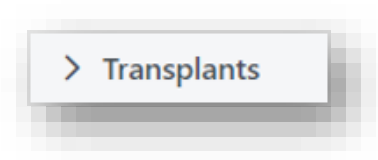

2. Click on the record that needs to be reversed.

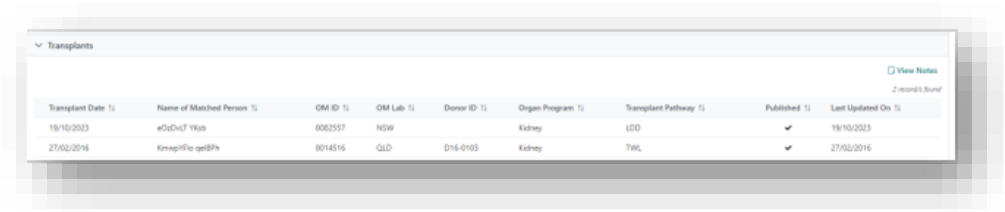

3. Click **Reverse Transplant**.

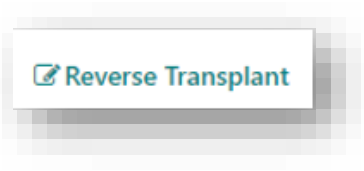

4. Click **Yes** on the confirmation box.

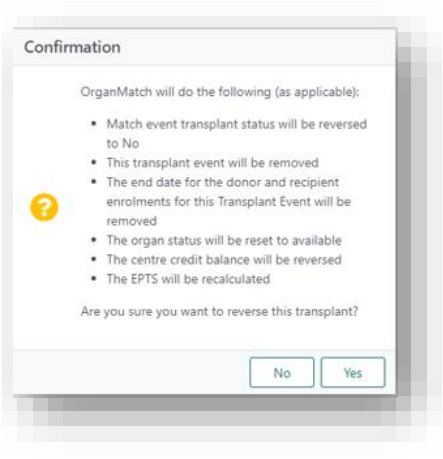

5. The Transplant is reversed and the program enrolments are reinstated. Check the recipient and donor enrolments have the correct status.

4. UPDATING A TRANSPLANT EVENT

Transplant events can be edited after they have been created. This may be required, as further testing may have been performed for either the patient and/or donor. Editing the transplant event will allow new results to be included in transplant event. A new version of the transplant event is created and further post-transplant histocompatibility assessments can occur. All versions of the transplant events are retained, but once a new version has been created, the previous versions are no longer editable.

1. Search for the recipient profile in OM and select the **Transplants** tab.

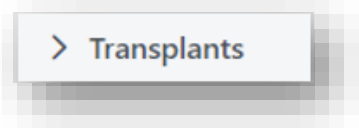

2. Click on the record that needs to be updated.

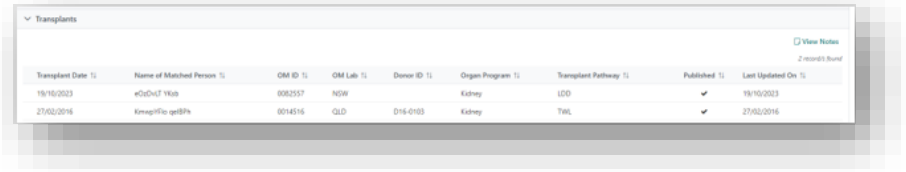

3. Click **Edit**. Any new HLA typing results that have been authorised will automatically populate.

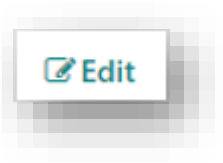

4. Click **Save**.

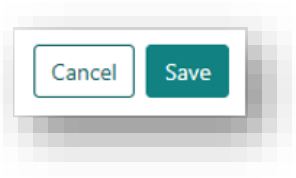

5. If a new DSA assessment is required for post-transplant reporting, click **Edit** and **Check for recipient DSA**.

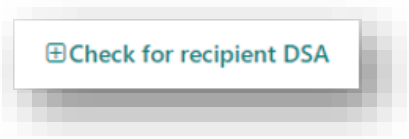

6. Select the DSA for reporting and complete the **DSA assessment**.

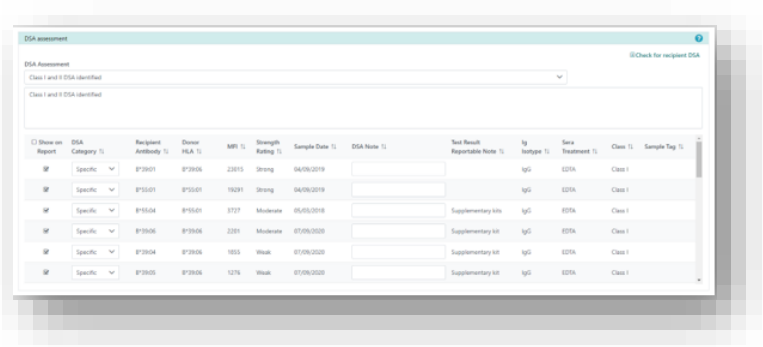

7. Click **Save**.

Refer to Report Generation- Laboratory Portal,OM-007 for further information on generating reports.

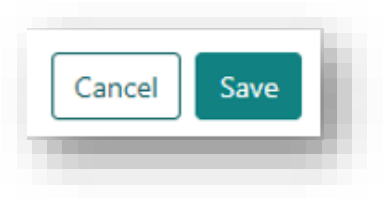

APPENDIX 1: REASONS FOR DECLINE

Reason For Decline	Scenario
Not Medically Suitable - Acute Clinical Course	Select when an organ is declined due to the cumulative effect of the admission clinical course and current acute clinical presentation.
Not Medically Suitable - medical history/comorbidities	Select when an organ is declined due to the cumulative effect of the donor's medical history and/or recognised comorbidities.
Not Medically Suitable - Organ Disease	Select when an organ is declined due a specific diagnosed disease of the organ.
Not Medically Suitable - Organ Function	Select when an organ is declined due to assessment of the current function.
Not Medically Suitable - Organ Trauma	Select when an organ is declined due to trauma to the organ.
Not Medically Suitable – Other	Select if an organ is declined and is described as not medically suitable for transplant for a specific reason other than any of the pre-populated selections.
Not Medically Suitable - Prediction of time to death post WCRS	Select when an organ is declined due to the transplant unit assessment/judgement that the potential donor would not die in the required organ specific timeframe, regardless of organ function and/or medical history.
No Suitable recipient - Donor vs recipient conditions	Select when the organ is declined due to donor profile factors (such as extended suitability criteria, age, pathway) and although potentially transplantable, at the time of offer there are no recipients deemed suitable by the unit to accept the organ.
No Suitable recipient - Positive Crossmatch / tissuetyping - DSA	Select when the offer has been declined due to the presence of donor specific antibodies (DSA's) deemed unacceptable for transplantation.
No Suitable recipient - Positive Crossmatch / tissuetyping - HLA mismatches	Select when the offer has been declined due to HLA mismatches.
No Suitable recipient - Size mismatch	Select when the offer is declined due to no size matched patients on waiting list.
No Suitable recipient - Other- Age mismatch	Select when the offer is declined due to the donor and recipient age variance.
No Suitable recipient - Other	Select if an organ is declined for a reason described as no suitable recipient with a specific reason other than any of the pre-populated selections.

Reason For Decline	Scenario
No Suitable recipient - Other- Already Transplanted	Select when the offer is declined as the recipient has already received an offer, accepted and received/receiving a transplant from another donor.
No Suitable recipient - Other - Potential recipient unfit for transplant	Select when the offer is declined due to the identified recipient being unfit to receive the transplant at that time.
Transmission Risk - Discovered positive serology	Select when an organ is declined due to a positive serology or NAT result.
Transmission Risk - History of positive serology	Select when an organ is declined due to a history of a positive serology or NAT result.
Transmission Risk - Malignancy transmission risk	Select when an organ is declined due to the donor's documented cancer history or identified risk of malignancy that has not been previously diagnosed.
Transmission Risk -Infectious disease transmission risk	Select when an organ is declined due to the risk of donor transmission of an infectious disease.
Transmission Risk -Other	Select if an organ is declined for a reason described as no suitable recipient with a specific reason other than any of the pre-populated selections.
Logistics - Cost of retrieval	Select when the organ offer is declined when the cost of providing a retrieval team and/or organ transportation from donor hospital to the transplant unit is deemed excessive.
Logistics - Covid 19	Select when the organ offer is declined due to logistical issues with Covid 19 restrictions.
Logistics - Extended cold ischaemic time	Select when an organ is declined specifically due to the calculated/estimated cold ischaemic time the organ will incur.
Logistics - Extended organ evaluation unavailable	Select when an organ offer is declined due to the inability to facilitate requested additional investigation/s to assess organ suitability, resulting in the transplant unit being unable to deem an organ medically suitable for transplant.
Logistics - Extended response time to organ offer	Select if the transplant unit has failed to provide a response to an organ offer within the allowed timeframes.
Logistics - Offer waived for urgent listing or national notification	Select when an organ offer is deferred by the home state transplant unit to make an organ offer to a current urgent listing or national notification recipient.
Logistics - Other	Select if an organ is declined due to a specific logistical reason other than any of the pre-populated selections.

Reason For Decline	Scenario
Logistics - Transplant service unavailable	Select if an organ is declined specifically due to the required transplant team/service being unavailable.
Logistics - retrieval service unavailable	Select if an organ is declined specifically due to the required retrieval team/service being unavailable.
Intra-operative Surgical Injury	Select if an organ is declined due to a surgical injury at the time of the operation.
Assessment at transplant unit	Select if an organ is declined after retrieval by the Transplant Unit.
Surgical Retrieval Injury	Select if an organ is declined due to an injury sustained during surgical retrieval.

DEFINITIONS

Term/abbreviation	Definition
Centre	OrganMatch Lab
Centre Credit Difference	Donor state OM lab credit –recipient OM lab centre credit
DSA	Donor Specific Antibodies
KPD	Kidney Paired Donation
LDD	Living Directed Donation
OM	OrganMatch
OM Lab Credit	OM Lab credit = total number of kidneys donated – total number of kidneys received
TWL	Transplant Waiting List

REFERENCED INTERNAL DOCUMENTS

Document number	Source
OM-007	Report Generation- Laboratory Portal
OM-012	Principles of the Kidney Matching Algorithm

CHANGE HISTORY

Version number	Effective date	Summary of change
-	-	For previous change histories contact the National OrganMatch Office.
2	28/05/2024	Appendix 1 Reasons for decline table updated: • Removed No Suitable recipient – Positive crossmatch/tissue typing - XM • Added No Suitable recipient - Other- Already Transplanted • Added No Suitable recipient - Other - Potential recipient unfit for transplant

Version number	Effective date	Summary of change
3	23/07/2024	Sprint 52 updates: • Section 1.2 added to describe the centre credit balance and the update for interstate utilisation. • Addition of definitions to the table. Other: • Section 3 updated to reflect new process of reversing a transplant.
4	Refer to footer	Sprint 57 updates: • Sections 1.1 and 2.1 updated to include new field for laterality in the transplant details

ELECTRONIC SIGNATURE

Author	REBECCA SCAMMELL
Approver(s)	NARELLE WATSON