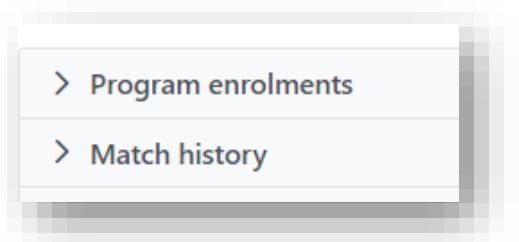


A match event is created when OrganMatch looks at a potential match between a recipient and donor via the high-level compatibility check, even for pairings that were not compatible. This allows the user to check for a recipient or donor, who they were compared with, and the result of the comparison.

1. VIEWING A MATCH EVENT

FROM PERSON RECORD

- To view a match event from the **Person** record click **Match History**.



- Match events are listed in the table.

▼ Match history

Organ Program

All

Transplant Pathway

All

Algorithm Assessment

All

Reset Filters

Export Match History

Generate Report

Compatibility Status

All

Offer Status

All

Reason for Decline

All

Transplanted

All

From Date

dd/mm/yyyy

To Date

dd/mm/yyyy

OM Lab

All

Matched Person

Match Details

Organ Program T1

Pathway T1

Event Date T1

Matched Person

Name T1

OM ID T1

OM Lab T1

Donor ID T1

Outcome

Algorithm Assessment T1

Blocked T1

Compatibility Status T1

Offer Status T1

Reason(s) for Decline T1

Transplanted T1

Published T1

Kidney

TWL

15/01/2024 13:40

0089614

NSW

No

No

N/A

N/A

N/A

N/A

No

Kidney

TWL

15/01/2024 12:48

0089597

NSW

D24-0038

No

No

N/A

N/A

N/A

N/A

No

Kidney

TWL

11/01/2024 23:54

0089611

SA

D24-0041

No

No

N/A

N/A

N/A

N/A

No

ORGANMATCH MATCH EVENT ASSESSMENT- LABORATORY PORTAL

- Click a row in the **Match history** table to open a match event.

Match event

DECLARED DONOR **RECIPIENT**

Male OM ID 1288987 OM Lab 103W Donor ID 024-0038 Hospital Tsepan Hospital Male OM ID 2076263 OM Lab 103W Lab Ref 18996 K5

[Person Profile](#) [Generate Match Event Report](#) [Print](#)

Information

Match event outcomes

Matched Date: 15/01/2024 12:48
 Compatibility Status: -
 Not Compatible Reason: -
 Comments: -

Algorithm Assessment: No
 Offer Status: -
 Block Reason: -
 Reason(s) for Decline: Transplanted

[Print](#)

Histocompatibility assessment

Donor HLA Typing profile

A	B	C	DRB1	DQB1	DQA1	DPB1	DPA1	DRB3	DRB4	DRB5
*02	*08	*05	*03:01	*02	*01	*04:01	*01	*01	-	-
%	*44	*07	*15	*06	*05	%	%	%	-	-

Recipient HLA Typing profile

A	B	C	DRB1	DQB1	DQA1	DPB1	DPA1	DRB3	DRB4	DRB5
*02:01	*44:02	*05:01	*04:01	*03:02	*02:01	*02:02	*04:01	*01:03	-	-
*02:02	*44:03	*16:01	*07:01	*03:01	*03:03	-	-	-	-	-

Allelic differences

A	B	C	DRB1	DQB1	DQA1	DPB1	DPA1	DRB3	DRB4	DRB5
-	*08	-	*03:01	-	*01	-	-	*01	-	-
-	-	*07	*15	*06	*05	-	-	-	-	-

*Not Determined - insufficient typing to determine allelic differences

Epitope load

Class I	Class II	Total	Total DRB1 matches
-	-	-	-

[Print](#)

DSA assessment

DSA Assessment: - [Print](#)

Crossmatch assessment - Sensitization Category - Unsensitized

CDC XM Assessment: - [Print](#)

Flow XM Assessment: -

Virtual XM Assessment: -

Recipient unacceptable antigen profile and assessment

Unacceptable antigen assessment

Antigen Type 1:	Antigen 1:
No records found	

Unacceptable & Acceptable Antigens - TWIL

Antigen Type 1:	Antigen 1:	Source 1:
No records found		

Overall match assessment

Histocompatibility Summary: - [Print](#)

Recipient transplant history

No previous transplants for this recipient

Notes & attachments

[Add Note](#)

Last Updated On 1:	Last Updated By 1:	Created In 1:	Title 1:	Details 1:	Sub-category 1:	Total No. of Attachments 1:	Has Attachments 1:	Internal Note 1:
No records found								

Providers

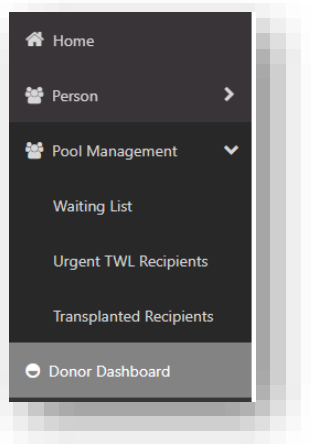
Match parameters

Donor	Recipient - Kidney - TWIL - 7 months (waiting time)
Extended acceptance criteria	Extended acceptance criteria
HeptC Ab pos	Accept HeptC Ab pos
HeptC Ab pos	Accept TRK
HeptC Ab pos	Accept increased Viral Risk
Renal parameters	Renal parameters
Match KDPI (percentages)	Match KDPI
2%	2%
Renal parameters	Renal parameters
EPTS	Max KDPI
0%	100%
TWIL renal parameters	Dialysis Start Date
Prevalence Status	16/05/2023
State Matching Urgency	National Matching Urgency
NO	-

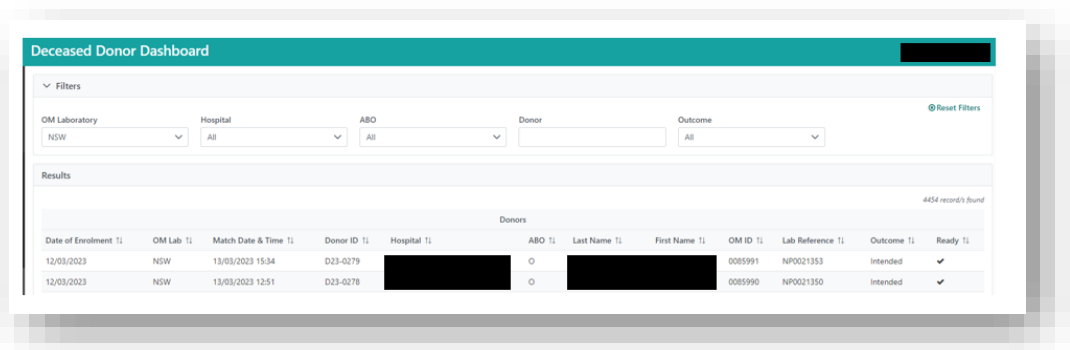
Matching algorithms processed

FROM TRANSPLANT WAITING LIST MATCHING SCREEN

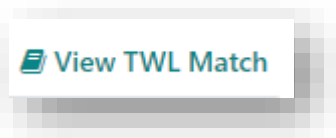
1. To view a match event from the **Transplant waiting list matching** screen, click **Donor Dashboard**.



2. Click on the donor record to be viewed.



3. Click **View TWL Match** to open the **Transplant waiting list matching** screen.



- Click on a row in the **Matching recipients** table to view the match event.

Transplant waiting list matching

SNFE xLink Gov... DECEASED DONOR

Male
54 years 8 months (21/06/1968)

OM ID 0385991
OM Lab NSW

Donor ID 023-0279
Hospital John Hunter Hospital

Matching Parameters

Matching OM Lab *
NSW

Organ Program *

Type of Matching *

Algorithm *

Match

Matching Recipients

Match Run Log View Notes Generate OOL report Enable Generate OOL in DF

Filters

Find Person

Transplant Hospitals

Organ Program

Algorithm

Reset Filters

Compatibility Status

Rank From

Rank To

Age/Year From

Age/Year To

Matching recipients 33M results

Number of Matches to Display 171 results found

Organ Program	Algorithm	Rank	Score	Last Name	First Name	OM Lab	DoB	Age/Year	Compatibility Status	Transplant Hospital	Published Status
Kidney	National Algorithm	1	95.001.156					44	Eligible for offer	John Hunter Hospital - Renal Unit	Published
Kidney	National Algorithm	2	95.001.011					59	Eligible for offer	Royal Melbourne Hospital - Renal Unit	Published

VIEW THE MATCH DETAILS IN EACH TAB IN THE MATCH EVENT

Information contains information related to changes made to the match event including:

- Last updated on** – this is the date the match event is initially created and is updated when any data is updated in Match event outcomes, Histocompatibility assessment and providers. Adding a note or attachment will not update this date.
- Last updated by** – is the user that created the match and then the subsequent updates.
- Published Status** – published date and Published by – described in [5. Publishing a Match Event](#).

Match event outcomes contains high-level match details, such as:

- Matched Date and Algorithm Assessment, and Pair Blocked and Block Reason for KPD pairs.

Editable details for **Compatibility Status**, **Offer Status**, **Reason(s) for Decline** and **Transplanted**.

Offer Status is synced with Organ Offer Management in the Donation Portal and may display Offered, Accepted or Declined.

- A comments field can be used to add comments.
- Functionality in this field is described in [Update Match Event Outcomes](#).
- For KPD additional fields are viewable, but not editable by the laboratory. Offered Date, Medical Acceptance Date, Surgical Acceptance Date and Proposed Theatre Date will be updated by the ANZKX team via the Transplantation Portal.

Histocompatibility Assessment displays information specific to histocompatibility matching.

- Functionality in this field is described in [2. View, Update and Assess the Histocompatibility Assessment](#).

Recipient Transplant History shows details of previous transplant events, transplant date, Organ program, Transplant pathway, Donor Name, Lab Ref, Donor HLA typing and allelic differences.

Recipient transplant history

Recipient transplants

Transplant Date	Organ Program	Transplant Pathway	Donor	Donor ID
28/04/2017	Kidney	TWL	LvEOx zdP5jc	D17-0191

Previous Donor Allelic Difference

A	B	C	DRB1	DQB1	DQA1	DPB1	DPA1	DRB3	DRB4	DRB5
-	*40:10	*04:03	-	-	*01:01	*01:01	-	-	-	*01:02
-	*48:01	*08:01	*15:02	*05:01	-	-	-	-	-	-

Previous Donor HLA Typing profile

A	B	C	DRB1	DQB1	DQA1	DPB1	DPA1	DRB3	DRB4	DRB5
*11:01	*40:10	*04:03	*11:01	*03:01	*01:01	*01:01	*02:02	*02:02	-	*01:02
*24:02	*48:01	*08:01	*15:02	*05:01	*05:05	*05:01	-	-	-	-

Notes and Attachments allows the user to add notes and attachments at the match event level.

Any notes that are flagged to appear in the match event in the recipient's record will appear here.

Providers shows the associated doctors, clinical and transplant unit details for the recipient and donor. To update provider, see [Update the Provider Information](#).

Match parameters displays the donor and recipient parameters used to create the Match Event: See Appendix 1

Matching algorithms shows the outcome of all algorithms used to match the donor to the recipient.

2. VIEW, UPDATE AND ASSESS THE HISTOCOMPATIBILITY ASSESSMENT

HLA mismatches between the recipient and the donor are automatically calculated for HLA A, B, C, DRB1, DQB1, DQA1, DPB1, DPA1 and DRB3,4,5.

HISTOCOMPATIBILITY ASSESSMENT TAB.

2.1 ALLELIC ASSESSMENT

1. Click **Edit** in the **Allelic assessment**.

Allelic assessment																
Allelic Differences										Epitope load			Total			Total DRB1 matches
A	B	C	DRB1	DQB1	DQA1	DPB1	DPA1	DRB3	DRB4	DRB5	Class I	Class II	Total			
-	*08	*07	*03:01	*02	*02	*03:01	-	*01	-	-	-	-	-	-	-	-
-	*48	*16	*07	-	-	*11:01	*02	-	-	-	-	-	-	-	-	-

*Not Determined - Insufficient typing to determine allelic differences

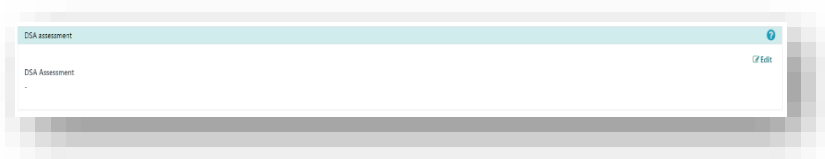
Allelic assessment


Comments can be added when allelic differences are identified but the differences do not represent a mismatch (e.g. DPB1*03:01 vs. DPB1*104:01), or allelic difference exists at allele level only.

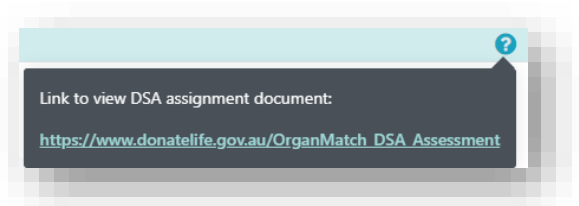
2. Enter the results in **Eplet load** in the applicable fields: **Class I**, **Class II** and **Total**.
3. Click **Save**.

2.2 DSA ASSESSMENT

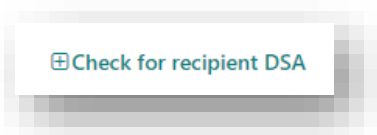
1. Click **Edit** in the **DSA assessment**.



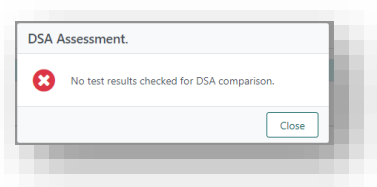
Note: The Help icon  displays a link to the Donor Specific Antibody assignment document (OM-033)



2. Click **Check for recipient DSA**. The **Save** button is disabled until this button is clicked.



Note: If there are no HLA antibody records ticked for DSA in the recipient's record a pop up will appear. Review the recipients results before selecting the appropriate assessment.



- Assess the DSA identified and indicate whether the row will appear on the match event report, transplant event report or OOL report (**Show on Report** checkbox), update the **DSA category** (Specific or Potential) and add a **DSA note**.

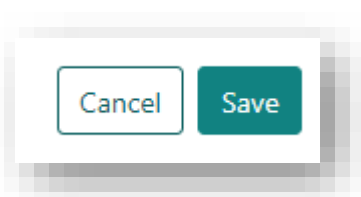
For further details refer to OM-033 Donor Specific Antibody Assignment.

<input type="checkbox"/> Show on Report	DSA Category <small>⌵</small>	Recipient Antibody <small>⌵</small>	Donor HLA <small>⌵</small>	MFI <small>⌵</small>	Strength Rating <small>⌵</small>	Sample Date <small>⌵</small>	DSA Note <small>⌵</small>	Test Result Reportable Note <small>⌵</small>	Ig Isotype <small>⌵</small>	Sera Treatment <small>⌵</small>	Class <small>⌵</small>	Sample Tag <small>⌵</small>
<input type="checkbox"/>	Potential <small>⌵</small>	B*08:01	B*08	2325	Moderate	23/10/2020			IgG	EDTA	Class I	

- The number of days since the last Single Antigen test will display on the DSA assessment banner. This is calculated from the sample date of the most recent sample ticked for DSA assessment at the time of retrieving the DSA result. This result can be ticked in the **HLA antibody screen results** tab or the **Antibody consolidation** tab.

DSA assessment - 41 days since last Single antigen test result						
DSA Assessment						
Class II DSA identified						
Show on Report	DSA Category <small>⌵</small>	Recipient Antibody <small>⌵</small>	Donor HLA <small>⌵</small>	MFI <small>⌵</small>	Strength Rating <small>⌵</small>	Sample Date <small>⌵</small>
<input checked="" type="checkbox"/>	Specific	DRB4*01:01	DRB4*01	1172	Weak	04/11/2021
<input checked="" type="checkbox"/>	Specific	DRB4*01:01	DRB4*01	1023	Weak	06/07/2023
<input checked="" type="checkbox"/>	Specific	DRB4*01:01	DRB4*01	1017	Weak	08/09/2022
<input checked="" type="checkbox"/>	Specific	DRB4*01:03	DRB4*01	626	Weak	04/11/2021

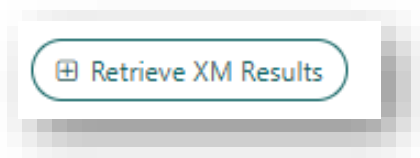
- Click **Save**.



2.2 CROSSMATCH ASSESSMENT

- Click **Edit** in **Crossmatch assessment**.

- Click **Retrieve results**. All verified crossmatch results between the selected donor and recipient are retrieved and displayed on screen.



- Tick **Show on Report** next to results required to appear on the report for LDD or KPD match events. For TWL match events - the default setting **Show on report** is ticked. If these results are not to be displayed, unticking is needed.

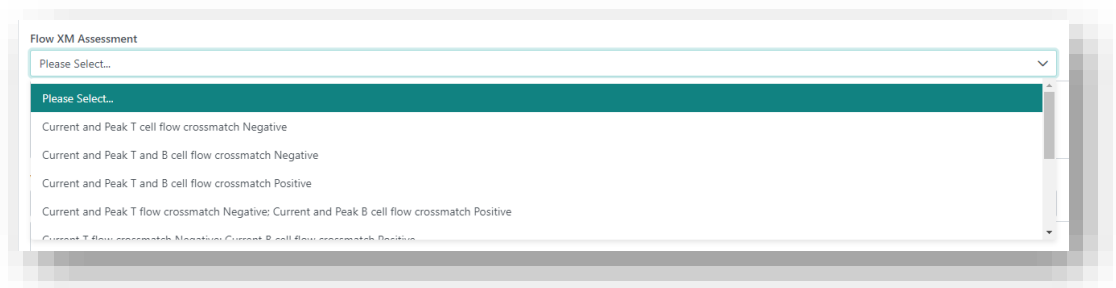
To display all results on the report, tick **Show on report** in the table header.

When **Show on Report** is ticked these results will appear in the match event report, transplant event report or OOL report.

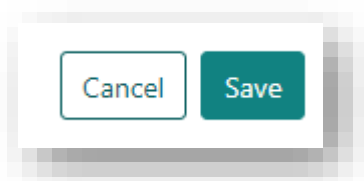
<input checked="" type="checkbox"/> Show on Report	Serum Sample Reference T1	Serum Sample Date T1	Peak T1	Cell Sample Reference T1	Crossmatch Type T1	Additive T1	Cell Treatment T1	Result Score T1	Result T1	Channel Shift from threshold T1	XM Date T1	Test Date T1
<input checked="" type="checkbox"/>	N-22-914638-A	18/12/2022	No	N-22-914482-A	FXM-T-IgG		Pronase		Negative	-20	21/12/2022	21/12/2022
<input checked="" type="checkbox"/>	N-22-914638-A	18/12/2022	No	N-22-914482-A	FXM-B-IgG		Pronase		Negative	-94	21/12/2022	21/12/2022
<input checked="" type="checkbox"/>	671366	05/04/2016	No	N-22-914482-A	FXM-T-IgG		Pronase		Strong Positive	277	21/12/2022	21/12/2022
<input checked="" type="checkbox"/>	671366	05/04/2016	No	N-22-914482-A	FXM-B-IgG		Pronase		Positive	206	21/12/2022	21/12/2022

- Select the appropriate **XM assessment** comment in the applicable drop-down list(s), depending on the crossmatch method to be reported.

The selected text may be edited or entered as free text.



- Click **Save**.



2.3 RECIPIENT UNACCEPTABLE ANTIGEN PROFILE AND ASSESSMENT

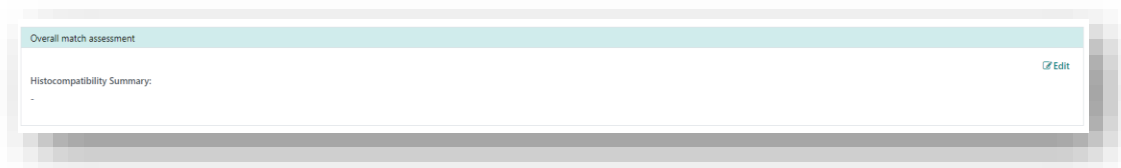
The Recipient Unacceptable Antigen Profile and Assessment field displays the Unacceptable Antigen (UA) assessment specific to the donor in progress, and the Authorised Unacceptable Antigen profile of the patient.

The following options can be displayed in the **Unacceptable antigen assessment**:

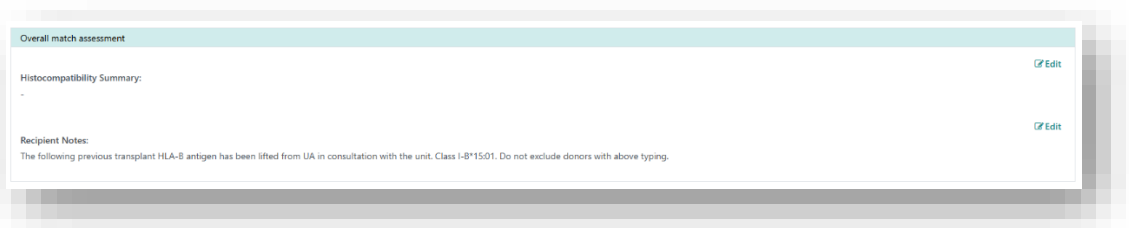
If UA assessment displays...	Then...
Specific UA	The recipient has unacceptable antigens authorised against the donor typing and will be excluded via the matching algorithms. Review of the recipients' unacceptable antigens and donor typing is required to determine compatibility which can be noted in the Overall match assessment .
Potential UA	The recipient has potential unacceptable antigens authorised against the donor typing and has acceptable antigens listed. Review of the recipients' unacceptable antigens and donor typing is required to determine compatibility which can be noted in the Overall match assessment .
No UA identified	No unacceptable antigens have been authorised for this recipient against the donors typing.

2.4 OVERALL MATCH ASSESSMENT

1. Click **Edit** in **Overall match assessment**.



- Any notes selected to appear in the Match Event will be displayed in the Histocompatibility Summary. Edit the note or enter additional assessment information for the outcome of the match event.



Overall match assessment

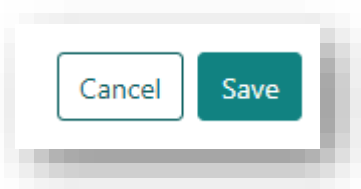
Histocompatibility Summary: [Edit](#)

Recipient Notes: [Edit](#)

The following previous transplant HLA-B antigen has been lifted from UA in consultation with the unit, Class I-B*15:01. Do not exclude donors with above typing.

Note: The **Histocompatibility Summary** on the Organ Offer List (OOL) will populate with the DSA assessment, crossmatch assessment and Days since last Single Antigen test result.

- Click **Save**.

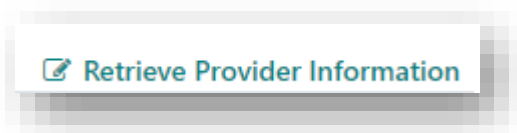


Cancel Save

3. UPDATE THE PROVIDER INFORMATION

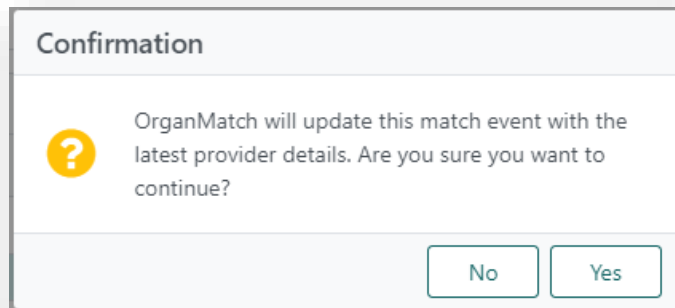
If an enrolment is updated with a new provider, after a match event is created, the match event will need to be refreshed with the new information.

- Click **Retrieve Provider Information** in the **Providers** section.



[Retrieve Provider Information](#)

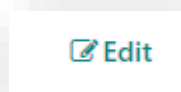
2. A confirmation pop up will appear as below.



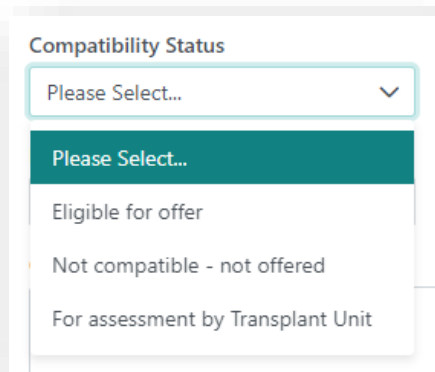
3. Select **Yes** to update the providers with the most recent information from the enrolment.

4. UPDATE MATCH EVENT OUTCOMES

1. Click **Edit** on the **Match outcomes** tab.

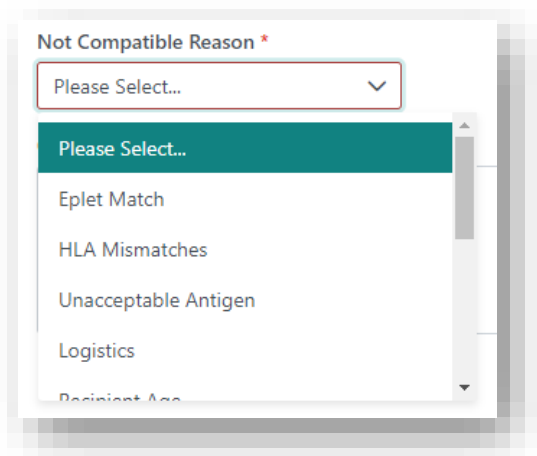


2. Select the **Compatibility Status** from the dropdown, based on Histocompatibility Assessment, the transplant unit and organ type.

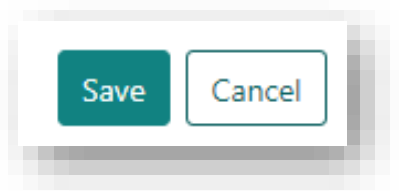


Select...	Then...
Eligible for offer	The recipient is compatible and will appear on the OOL or match event report. This status is used for Kidney recipients.
Not compatible- not offered	The recipient is not compatible with the donor and will be excluded from the OOL.
For assessment by Transplant Unit	The transplant unit determines the final match compatibility. This status is used for non-renal and combined organs.

3. If the recipient is not compatible, select a **Not Compatible Reason** from the dropdown. This is a mandatory field which needs to be selected to be able to save. See Appendix 2 for dropdown selections and scenarios to use them.



4. Click **Save**.



KPD MATCH EVENT OUTCOMES

Additional fields are viewable in the Match Event Outcomes tab for KPD:

- Offered Date
- Medical Acceptance Date
- Surgical Acceptance Date
- Proposed Theatre Date

Match event outcomes			
Matched Date 06/09/2023 15:40	Algorithm Assessment Yes	Pair Blocked No	Block Reason -
Compatibility Status Eligible for offer	Offer Status -	Reason(s) for Decline -	Transplanted -
Not Compatible Reason -			
Offered Date 22/12/2023	Medical Acceptance Date 27/12/2023	Surgical Acceptance Date 09/01/2024	Proposed Theatre Date -
Comments -			

Note:

These fields will be updated by the ANZKX team via the Transplantation Portal.
These fields will not be editable by the laboratory.

5. PUBLISHING A MATCH EVENT

Publishing a match event will allow the match event to be viewed by clinicians and DonatLife agencies from the OrganMatch Transplantation Portal and the Donation Portal.

From the Transplant Waitlist Matching screen, the published status is shown. The status is also viewable in the match history table.

There are several ways that match event can be published, depending on the program/pathway:

The person who last updated the match event will be displayed in the information section of the match event. This user will not have access to publish the match event and the Publish button is disabled. A different user is required to publish the match event.

Users with On-call for TWL Matching access can Bulk Publish TWL Match Events. Once these match events are published, the **Eligible for offer** and **For assessment by Transplant Unit** status will be visible in the Transplantation Portal and the Donation Portal. The status **Not compatible- not offered** does not appear in either portal.

Users with On-call for TWL Matching access, or Senior Lab User access can publish individual Match Events. Users with Kidney Paired Donation (KPD) National Lab Coordinator access can publish KPD Match Events.

See Section [5.3 Publishing KPD Match Events](#).

Living Directed Donor (LDD) and KPD match events will be automatically published when the Match event report is authorised. Once these match events are published, they will be visible in the Transplantation Portal.

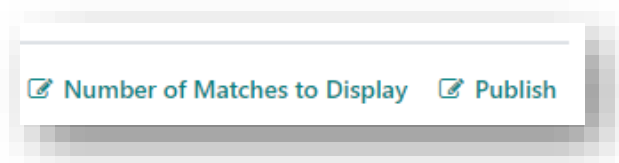
5.1 PUBLISHING TWL MATCH EVENTS

1. To publish an individual match event, navigate to the match event and click **Publish**.



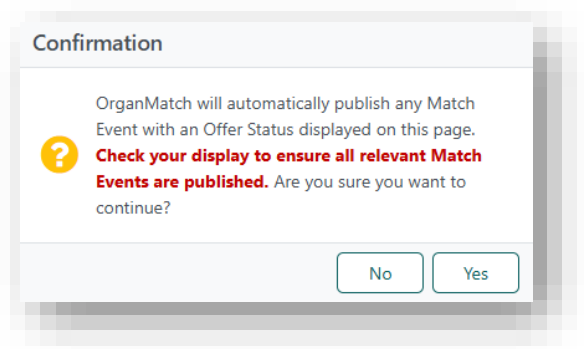
The **Information** tab will be updated and the **Published Status** will display as Published

2. To bulk publish match events, navigate to the **TWL matching** screen and click **Publish**.



Note: The bulk publish function only publishes match events displayed on the current page. If there are filters applied it will only publish filtered match events on the current page.

3. A confirmation pop up will appear as below. Select **Yes** to publish the match events.



Note:

Once a match event is published the Histocompatibility Assessment and Match Event Outcome – Compatibility Status cannot be modified unless the match event is unpublished. See [6. Unpublishing a Match Event](#).

5.2 PUBLISHING LDD MATCH EVENTS

1. To publish an LDD match event, navigate to the match event and click **Publish**.



The **Information** tab will be updated and the **Published Status** will display as Published.

-
2. Published LDD match events are now visible under the Live Donor match history section in the transplant portal.
-

5.3 PUBLISHING KPD MATCH EVENTS

Publishing a KPD match event is performed by the ANZKX Tissue Typing Coordinator (ATTC) or delegate as there is a requirement for this to occur in consultation with the ANZKX program director or delegate. Publishing will be performed via the Bulk Publish function or via report authorisation by the ATTC.

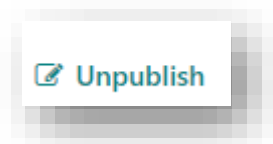
Published KPD match events are now visible under the Living Donor match history banner in the transplant portal.

In the event a Match Event is not visible on the Transplantation Portal, the Match Event can be published by the ATTC by following the steps in Section [5.2 Publishing LDD Match Events](#).

6. UNPUBLISHING A MATCH EVENT

An individual match event can be unpublished to modify data in the **Histocompatibility assessment**, the **Match Event Outcome – Compatibility Status** or to update the providers.

To unpublish a match event, on the Match Event, click **Unpublish**.



Note: If you are unpublishing a match event for a deceased donor, a prompt will be displayed “Do you want to disable the generation of OOL report for this donor in Donation Portal?” If Yes is selected the **Generate OOL report button** will be disabled in the Donation Portal.

APPENDIX 1: MATCH PARAMETERS

Donor Type/Organ/Pathway	Donor Parameter	Recipient Parameter
Deceased Donor Kidney TWL	Extended Acceptance Criteria <ul style="list-style-type: none"> – HepC Ab pos – TRK – Increased Viral Risk – Match KDPI (percentile) 	Acceptance Criteria <ul style="list-style-type: none"> – Accept HepC Ab pos – Accept TRK – Accept Increased Viral Risk – Accept ABOi Renal Parameters <ul style="list-style-type: none"> – EPTS – Max KDPI – Dialysis start Date TWL renal parameters <ul style="list-style-type: none"> – Paediatric status – State Matching Urgency – National Matching Urgency
Deceased Donor Kidney/Pancreas TWL	Extended Acceptance Criteria <ul style="list-style-type: none"> – HepC Ab pos – TRK – Increased Viral Risk – Match KDPI (percentile) 	Renal Parameters <ul style="list-style-type: none"> – EPTS – Max KDPI – Dialysis start Date Clinical Parameters <ul style="list-style-type: none"> – Referral date – eGFR at referral – Date eGFR is less than 15 ml/min – Activation date Patient Category <ul style="list-style-type: none"> – National Priority

Deceased Donor Lung TWL	Height & Weight <ul style="list-style-type: none"> – Height (cm) – Weight (kg) 	Acceptable Height Range (cm) <ul style="list-style-type: none"> – From – To Patient Category <ul style="list-style-type: none"> – Urgent (National Notification) – Urgent Category
Deceased Donor Heart TWL	Height & Weight <ul style="list-style-type: none"> – Height (cm) – Weight (kg) – Predicted Heart Mass 	Height & Weight <ul style="list-style-type: none"> – Height (cms) – Weight (kg) – Predicted Heart Mass – Predicted Heart Mass Mismatch Patient Category <ul style="list-style-type: none"> – Urgent – Urgent Reason

APPENDIX 2: NOT COMPATIBLE REASON

Not Compatible Reason	Scenario
Eplet Match	Select when a recipient is excluded from the list as the transplant unit is wanting a better match for the recipient.
HLA Mismatches	Select when a recipient is excluded from the list as the transplant unit has specified the number of mismatches they will accept. For example, the transplant unit has specified they want the recipient and donor to be matched at DRB1.
Unacceptable Antigen	Select when a recipient is excluded from the list due to an unacceptable antigen against the donor. This is used in the case where there may be recipient acceptable antigens listed, and a scientist decision for compatibility is required.
Logistics	Select where a recipient is excluded from the list due to logistics with a donor. For example, if a donor organ cannot be offered interstate due to prolonged cold ischaemic time.
Recipient criteria Donor Age acceptance	Select where a recipient is excluded from the list due a donor age restriction as specified by the transplant unit. For example, a young recipient may require a donor not over a certain age which the unit will specify.
Donor Age Restriction for allocation	Select where a recipient is excluded from the list due an age restriction on the donor, usually requested from Donate Life or medical director. For example, Donate Life have directed the lab to only match against recipients over 65 years of age.
Donor Medical Issues	Select where a recipient is excluded from the list due to a medical issue relating to the donor.
Pre-emptive listing of recipient	Select where a recipient is excluded from the list as they are not on dialysis.
Other	Select where a recipient is excluded from the list for any other reason not specified in the dropdown selections.
IVRD -Recipient not consented	Select when recipient has not been consented to accept IVRD and donor has been flagged as IVRD
On Advice of Transplant Unit	Select when the transplant unit has advised they won't accept any offers from the donor. Specific reason to be added to the comments.

Donor Recipient Size Mismatch	Select when the recipient is excluded due to the size or weight of a donor. For example, a young recipient may require a small donor not above a certain weight threshold.
-------------------------------	--

DEFINITIONS

Term/abbreviation	Definition
ABOi	ABO incompatible
ATTC	ANZKX Tissue Typing Coordinator
DSA	Donor-Specific Antibody
eGFR	Estimated Glomerular Filtration Rate. A key indicator of kidney function.
Donation Portal	OrganMatch portal for Donate Life Agencies
EPTS	Estimated Post-Transplant Survival
Hep B	Hepatitis B
Hep C	Hepatitis C
KDPI	Kidney Donor Profile Index
KPD	Kidney Paired Donation
LDD	Living Directed Donor
LNDD	Living Non Directed Donor
OOL	Organ Offer List
TRK	Tumour-Resected Kidney
Transplantation Portal	OrganMatch portal for transplant clinicians and coordinators. Previously known as Clinical Portal.
TWL	Transplant Waiting List
UA	Unacceptable Antigens
XM	Crossmatch

REFERENCED INTERNAL DOCUMENTS

Document number	Source
OM-033	Donor Specific Antibody Assignment.

CHANGE HISTORY

Version number	Effective date	Summary of change
-	-	For previous change histories contact the National OrganMatch Office.
16	03/04/2024	<ul style="list-style-type: none"> Addition of not compatible reasons in appendix 2.
17	17/09/2024	<p>Update for OrganMatch Sprint 54:</p> <ul style="list-style-type: none"> Section 5 updated to cover Not Compatible- Not Offered match events no longer appearing in the TP. <p>Other:</p> <ul style="list-style-type: none"> Match event outcomes updated with change in field labels.
18	Refer to footer	<p>Update for OrganMatch Sprint 57:</p> <ul style="list-style-type: none"> Match event details updated with synced data for Offer Status from the Donation Portal. Section 2.4 updated with new functionality of displaying match event notes in the histocompatibility summary. Section 5.1 updating with new wording for confirmation prompt when bulk publishing.

ELECTRONIC SIGNATURE

Author	REBECCA SCAMMELL
Approver(s)	NARELLE WATSON