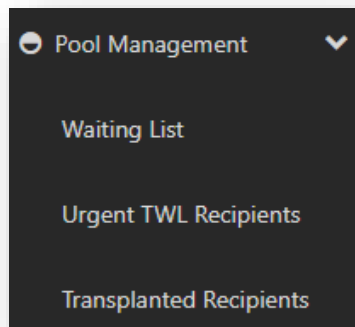


**Pool Management** on the navigation pane contains three sections:

- Waiting List
- Urgent TWL Recipients
- Transplanted Recipients



## INTRODUCTION TO POOL MANAGEMENT

Pool management can be used to view groups of patients. The groups include:

- Waiting Lists – list of recipients currently waiting for an organ transplant. This includes all pathways TWL (Deceased donor), Living Directed Donor (LDD) and Kidney Paired Donor (KPD) program.
- Urgent patients
- Transplanted patients

### IMPORTANT

- A recipient and/or living donor can only be viewed if you are linked to them via the Provider or Hospital Links.
- Only ANZKX Coordinator role can view all records of patients/donors enrolled for ANZKX.

## 1. WAITING LIST

Waiting List displays all recipients enrolled on a current organ program. These are tailored specifically for each organ program and pathway.

When an organ program is selected, all recipients who are enrolled in that organ program are displayed on the screen. For the TWL pathway a row is shaded green when the recipient is active and ready. For the LDD and KPD pathways a row is shaded green when the recipient and donor are active and ready.

A search filter is available to search for a specific person within the current filtered results (**Find Person**).

- Data can be extracted using the Export Excel button.
- The Export Excel function will export data on patients into an excel file.

**Note:** Organ Program and Transplant Pathway must be selected in the filters for the Export Excel button to appear.

See Appendix 1: *Data Extract Fields* for Data included in the extract.

The generic view is as follows:

The screenshot shows the 'Waiting List' interface. The 'Filters' section includes dropdowns for 'Organ Program' (set to 'Please Select...'), 'Transplant Pathway' (set to 'All'), 'Transplant Hospital' (set to 'All'), 'Clinical Hospital' (set to 'All'), 'Provider' (set to 'All'), and 'Status' (set to 'All'). There is also an 'ABO' dropdown set to 'All' and a 'Find Person' text input field. A 'Reset Filters' button is located at the top right of the filters section. Below the filters, the 'Results' section shows a table with columns: Last Name, First Name, Date of Birth, ABO, Hospital Reference, Transplant Hospital, Clinical Hospital, Date of Last Serum, Recent Ab Screening (SAG1/2), Days SAG Readiness expires in, Pathway, Ready, Status, Height (cm), and Weight (kg). The table indicates '0 records found'.

Transplantation Portal users can use the waiting list screen to view basic information relevant to each program for current enrolments.

The following screen shot shows examples of the filters in pool management Waiting List.

## KIDNEY TWL

This screenshot shows the 'Waiting List' interface for 'Kidney TWL'. The 'Filters' section includes dropdowns for 'Organ Program' (set to 'Kidney'), 'Transplant Pathway' (set to 'TWL'), 'Transplant Hospital' (set to 'All'), 'Clinical Hospital' (set to 'All'), 'Status' (set to 'All'), and 'On Hold Reason' (set to 'All'). There is also an 'ABO' dropdown set to 'All'. Below these are input fields for 'Waiting Time - Years (From)', 'Waiting Time - Years (To)', 'Age - Year (From)', 'Age - Year (To)', 'Max KDPI (From)', 'Max KDPI (To)', 'EPTS (From)', 'EPTS (To)', and a 'Find Person' text input field. A 'Reset Filters' button is located at the top right of the filters section. Below the filters, the 'Results' section shows a table with columns: Last Name, First Name, Date of Birth, Age, ABO, Hospital Reference, Transplant Hospital, Clinical Hospital, Date of Last Serum, Recent Ab Screening (SAG1/2), Days SAG Readiness expires in, Ready, Status, On Hold Reason, mPRA, Max KDPI, EPTS%, and Waiting Time. The table indicates '2676 records found'. An 'Export Excel' button is located at the top left of the results section.

## KIDNEY/PANCREAS TWL

**Waiting List**

Filters

Organ Program \*  
Kidney/Pancreas

Transplant Pathway  
TWL

Transplant Hospital  
All

Clinical Hospital  
All

Status  
All

On Hold Reason  
All

ABO  
All

National Flag  
All

Find Person

Results

Export Excel

167 records found

Recipient															
Last Name	First Name	Date of Birth	ABO	Hospital Reference	Transplant Hospital	Clinical Hospital	Date of Last Serum	Recent Ab Screening (SAG/2)	Days SAG Readiness expires in	Ready	Status	On Hold Reason	Date eGFR < 15	mPRA	National Flag

## LUNG TWL

**Waiting List**

Filters

Organ Program \*  
Lung

Transplant Pathway  
TWL

Transplant Hospital  
All

Clinical Hospital  
All

Status  
All

On Hold Reason  
All

ABO  
All

Urgent (National Notification)  
All

Minimum Height (cm)  
###

Maximum Height (cm)  
###

Find Person

Results

Export Excel

256 records found

Recipient																		
Last Name	First Name	Date of Birth	Age	ABO	Transplant Hospital	Clinical Hospital	Date of Last Serum	Recent Ab Screening (SAG/2)	Days SAG Readiness expires in	Ready	Status	On Hold Reason	mPRA	Acceptable Height Range (cm) - From	Acceptable Height Range (cm) - To	Height (cm)	Weight (kg)	Urgent (National Notification)

## HEART TWL

## ORGANMATCH POOL MANAGEMENT – TRANSPLANTATION PORTAL

**Waiting List**

Filters

Organ Program \* Heart Transplant Pathway TWL Transplant Hospital All Clinical Hospital All Status All On Hold Reason All

ABO All

Find Person

Results

Export Excel

190 records found

Recipient															
Last Name	First Name	Date of Birth	ABO	Hospital Reference	Transplant Hospital	Clinical Hospital	Date of Last Serum	Recent Ab Screening (SAGU/2)	Days SAG Readiness expires in	Ready	Status	On Hold Reason	mPRA	Height (cm)	Weight (kg)

## KIDNEY PAIRED DONATION (KPD)

**Waiting List**

Filters

Organ Program \* Kidney Transplant Pathway KPD Transplant Hospital All Clinical Hospital All Provider All Status All

ABO All Authorisation Required All

Find Person

Results

Export Excel

9 records found

Recipient											Donor							
Last Name	First Name	Date of Birth	ABO	Transplant Hospital	Clinical Hospital	Date of Last Serum	Ready	Status	Authorisation Required	Last Name	First Name	Date of Birth	ABO	Transplant Hospital	Clinical Hospital	Ready	Status	Authorisation Required

## LIVING DIRECTED DONOR (LDD)

**Waiting List**

Filters

Organ Program \* Kidney Transplant Pathway LDD Transplant Hospital All Clinical Hospital All Provider All Status All

ABO All

Find Person

Results

Export Excel

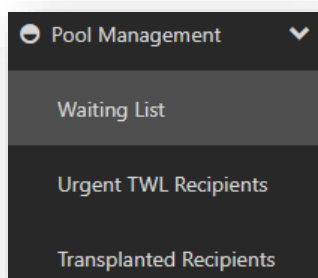
204 records found

Recipient											Donor								
Last Name	First Name	Date of Birth	ABO	Hospital Reference	Transplant Hospital	Clinical Hospital	Date of Last Serum	Ready	Status	mPRA	Last Name	First Name	Date of Birth	ABO	Hospital Reference	Transplant Hospital	Clinical Hospital	Ready	Status

## 1.1 TWL PATHWAY

### VIEW A LIST OF RECIPIENTS ON TWL

1. Click **Pool Management** menu item in OM and select **Waiting List**.



2. **Recipients with Active enrolment.**

Select the search filter details to display recipients with a current Active enrolment:

- **Organ Program** Select Organ
- **Transplant Pathway** TWL
- **Status** Active
- Optionally filter by **Transplant Hospital** or **Clinical Hospital**
- Optionally filter by **ABO**

Recipient results display and update as filters are applied.

From the Waiting List search results view, you can see the recipients' readiness for matching, the number of days until their Single Antigen Luminex result (SAG) expires and the collection date of the last sample that had Single Antigen testing.

**Note:** Once a recipient's SAG result has expired, they won't be ready for matching. Refer to *OM-035 Readiness Criteria in OrganMatch- Transplantation portal* for further information.

3. **Recipients with On Hold enrolment**

Select the search filter details to display recipients with a current On Hold enrolment:

- **Organ Program** Select Organ
- **Transplant Pathway** TWL
- **Status** On Hold
- Optionally filter by On Hold Reason to review patients with reason In Progress, Waiting for hospital activation, Clinical decision/notification/request, Lab Decision, Due to KPD chain or Awaiting ANZKX Activation.
- Optionally filter further by **Transplant Hospital** or **Clinical Hospital**

For recipients marked with a cross (×) in the **Ready** column, this indicates that the recipient is not ready for matching.

4. Click the cross (x) to view the reasons for a recipient being marked as **not ready** for matching with a deceased organ donor.

Readiness Assessment

>

Donor Recipient

This person's match profile is not ready because of the following reasons

Luminex (SAG1) test result has expired

Luminex (SAG2) test result has expired

No Dialysis Start Date found

<< < 1 > >>

10

Close

Pathway

11

TWL

TWL

TWL

TWL

TWL

Ready

11

✓


✗

✓

✗

✗

- Click on the person the review their profile.
- Click **Export Excel** to export the waiting list into an excel spreadsheet.

 Export Excel

## 1.2 LDD PATHWAY

Filters that can be used to generate the list and the fields that are populated:

Filters

Organ Program \*

Kidney

Transplant Pathway

LDD

Transplant Hospital

All

Clinical Hospital

All

Provider

All

Status

All

Reset Filters

ABO

All

Find Person

Results

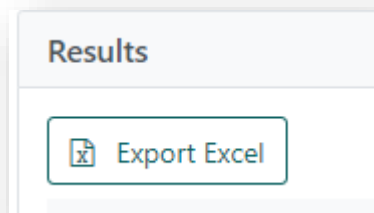
Export Excel

1515 record/s found

Recipient											Donor								
Last Name	First Name	Date of Birth	ABO	Hospital Reference	Transplant Hospital	Clinical Hospital	Date of Last Serum	Ready	Status	mPRA	Last Name	First Name	Date of Birth	ABO	Hospital Reference	Transplant Hospital	Clinical Hospital	Ready	Status

## VIEW A LIST OF RECIPIENTS ON LDD PROGRAM

1. Click the **Pool Management** menu item in OM and select **Waiting List**.
2. Select **Kidney** from the **Organ Program** dropdown
3. Select **LDD** from the **Transplant Pathway** dropdown
4. A list of recipients and donor pairs enrolled on LDD will display
5. The other filters pictured above can be selected to further refine the list
6. Click **export excel** to export the waiting list into an excel spreadsheet



## 1.3 KPD PATHWAY

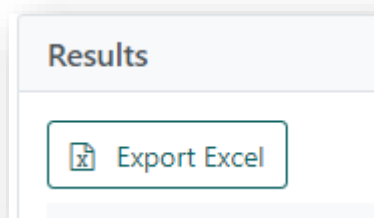
Filters that can be used to generate the list and the fields that are populated:

A screenshot of the filter and results interface. The 'Filters' section includes dropdowns for Organ Program (Kidney), Transplant Pathway (KPD), Transplant Hospital (All), Clinical Hospital (All), Provider (All), Status (All), ABO (All), and Authorisation Required (All). There is also a 'Find Person' search box. The 'Results' section shows an 'Export Excel' button and a table with 125 records found. The table has two main sections: Recipient and Donor, each with columns for Last Name, First Name, Date of Birth, ABO, Transplant Hospital, Clinical Hospital, Date of Last Serum, Ready, Status, and Authorisation Required.

Recipient									Donor									
Last Name	First Name	Date of Birth	ABO	Transplant Hospital	Clinical Hospital	Date of Last Serum	Ready	Status	Authorisation Required	Last Name	First Name	Date of Birth	ABO	Transplant Hospital	Clinical Hospital	Ready	Status	Authorisation Required
125 records found																		

## VIEW LIST OF RECIPIENTS ON KPD PROGRAM

1. Click the **Pool Management** menu item in OM and select **Waiting List**.
2. Select **Kidney** from the **Organ Program** dropdown
3. Select **KPD** from the **Transplant Pathway** dropdown
4. A list of recipient and donor pairs enrolled on KPD will display
5. The other filters pictured above can be selected to further refine the list
6. Click **export excel** to export the waiting list into an excel spreadsheet



## 2. URGENT TWL RECIPIENTS

The Urgent TWL Recipients displays all the recipients associated to the users hospital that are listed as urgent on the specified organ program.

- The urgent category dropdown changes depending on the organ program.
- Not all programs are currently listing Urgent patients in OrganMatch.
- The Export Excel function is not available in this menu.
- If the user is linked to a liver unit, all urgent liver recipients will display.
- Any liver recipients not attached to the users hospital will have the name withheld so the first initial of the first and last name will display followed by xxxxx for eg. Axxxxx Sxxxxx.

The filters below can be selected to display recipients based on specified criteria:



Filters

Organ Program: Kidney, Status: All, Urgent Category: All, Transplant Hospital: All, Clinical Hospital: All, ABO: All

Reset Filters

Results

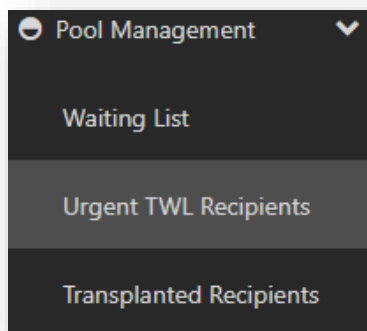
5 record/s found

Recipients									
Last Name	First Name	Date of Birth	ABO	OM ID	Transplant Hospital	Clinical Hospital	Ready	Status	Urgent Category

**Note** If a kidney recipient is listed for National and State urgency the urgent category in the table will be displayed as National.

#### VIEW LIST OF URGENT RECIPIENTS ON TWL PROGRAM

1. Click the **Pool Management** menu item in OM and select **Urgent TWL Recipients**.



2. Select the organ from **Organ Program** dropdown
3. A list of recipients with an urgent category will display
4. The other filters pictured above to be selected to further refine the list

### 3. TRANSPLANTED RECIPIENTS

The Transplanted Recipients sub menu generates a list of transplanted recipients linked to the users hospital. The filters below can be selected, and a transplant date range can be populated to refine the search. The recipients are listed in order of transplant date, with the most recent at the top. The Export Excel function is not available in this menu.

Below are the filters that can be used to generate the list and the fields that are populated in the table.

The screenshot shows the 'Filters' section of the Organmatch Pool Management portal. It includes several dropdown menus and date input fields for filtering transplant records. The 'Results' section below shows a table of recipients with columns for Last Name, First Name, Date of Birth, ABO, OM ID, Transplant Hospital, Clinical Hospital, Pathway, mPRA, and Transplant Date. A note indicates that 25,233 records were found.

**Filters**

Organ Program \*  Transplant Pathway  Transplant Date From  Transplant Date To  [Reset Filters](#)

Transplant Hospital  Clinical Hospital  ABO

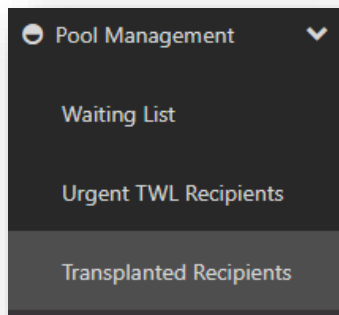
**Results**

25233 record/s found

Recipients									
Last Name	First Name	Date of Birth	ABO	OM ID	Transplant Hospital	Clinical Hospital	Pathway	mPRA	Transplant Date

## VIEW LIST OF TRANSPLANTED PATIENTS

1. Click the **Pool Management** menu item in OM and select **Transplanted Recipients**.



2. Select **Organ Program** and **Transplant Pathway** to filter the required recipients
3. Populate **Transplant Date From** and **Transplant Date To**, to search within a specific time frame
4. Click on the recipient record in the Results section to be taken to the most recent Transplant Event.

## APPENDIX 1: DATA FIELD EXTRACTS

Last Name	Accept Increased Viral Risk - Date of consent	Status
First Name	Accept ABOi	Reason
Date of Birth	Accept ABOi - Date of consent	Previous Transplant
OM Lab	ABOi - ABOi values	HLA Typing
National Reference	State Urgency	UA&AA - TWL cPRA
Hospital Reference	National Urgency	UA&AA - TWL - AB Screening
Date of Last Sample	Paediatric Status for Matching	UA&AA - TWL - Prev. Donor Mismatch
Organ Program	Ready	UA&AA - TWL - Other
Pathway	Transplant Hospital Reference	UA&AA - TWL - AA
ABO	Transplant Provider	UA&AA - Living Donor cPRA
Subtype	Clinical Hospital	UA&AA - Living Donor - AB Screening
Rhesus	Clinical Hospital Reference	UA&AA - Living Donor - Prev. Donor Mismatch
Waiting Time - days	Clinical Provider	UA&AA - Living Donor - Other
Dialysis for matching	Accept HepBc Ab pos	UA&AA - Living Donor - AA
Height (cm)	Accept HepBc Ab pos - Date of consent	
Weight (kg)	Accept HepC Ab pos	
Transplant Unit	Accept HepC Ab pos - Date of consent	
Transplant Hospital Reference	Accept TRK	
Transplant Provider	Accept TRK - Date of consent	
Clinical Hospital	Accept Increased Viral Risk	
Clinical Hospital Reference	Accept Increased Viral Risk - Date of consent	
Clinical Provider	Accept ABOi	
Accept HepBc Ab pos	Accept ABOi - Date of consent	
Accept HepBc Ab pos - Date of consent	ABOi - ABOi values	
Accept HepC Ab pos	State Urgency	
Accept HepC Ab pos - Date of consent	National Urgency	
Accept TRK	Paediatric Status for Matching	
Accept TRK - Date of consent	Ready	
Accept Increased Viral Risk	Consolidated Antibodies	

## DEFINITIONS

Term/abbreviation	Definition
ANZKX	Australian and New Zealand Kidney Exchange Program
KPD	Kidney Paired Donor
LDD	Living Directed Donor
OM	OrganMatch
SAG	Single Antigen Luminex result
TWL	Transplant Waiting List

## REFERENCED INTERNAL DOCUMENTS

Document number	Source
OM-035	Readiness Criteria in OrganMatch- Transplantation portal
OM-051	Transplant Waiting List Management

## CHANGE HISTORY

Version number	Effective date	Summary of change
1	21/03/2023	New document
2	Refer to footer	<p>Sprint 46 update:</p> <ul style="list-style-type: none"> <li>Addition of Recent Ab screening and Days SAG readiness expires columns in the Pool Management Waiting List.</li> <li>For Kidney, Heart, Lung and Kidney/Pancreas on TWL pathway: Removal of OM ID and Sensitisation Category columns and Sensitisation Category filters.</li> <li>For generic view shared by all other organ programs on TWL pathway: Removal of National Reference and Sensitisation Category columns and Sensitisation Category filter.</li> <li>Reference added for OM-035.</li> </ul>

## ELECTRONIC SIGNATURE

Author	NATASHA HAYWOOD
Approver(s)	NARELLE WATSON