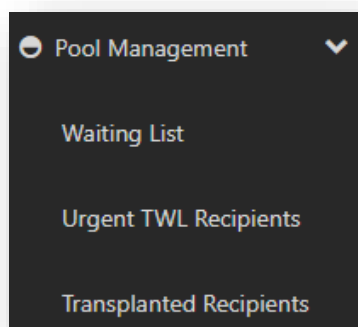


Pool Management on the navigation pane contains three sections:

- Waiting List
- Urgent TWL Recipients
- Transplanted Recipients



INTRODUCTION TO POOL MANAGEMENT

Pool management can be used to view groups of patients. The groups include:

- Waiting Lists – list of recipients currently waiting for an organ transplant. This includes all pathways TWL (Deceased donor), Living Directed Donor (LDD) and Kidney Paired Donor (KPD) program.
- Urgent patients
- Transplanted patients

IMPORTANT

- A recipient and/or living donor can only be viewed if you are linked to them via the Provider or Hospital Links.
- Only ANZKX Coordinator role can view all records of patients/donors enrolled for ANZKX.

1. WAITING LIST

Waiting List displays all recipients enrolled on a current organ program. These are tailored specifically for each organ program and pathway.

When an organ program is selected, all recipients who are enrolled in that organ program are displayed on the screen. For the TWL pathway a row is shaded green when the recipient is active and ready. For the LDD and KPD pathways a row is shaded green when the recipient and donor are active and ready.

A search filter is available to search for a specific person within the current filtered results (**Find Person**).

- Data can be extracted using the Export Excel button.
- The Export Excel function will export data on patients into an excel file.

Note: Organ Program and Transplant Pathway must be selected in the filters for the Export Excel button to appear.

See Appendix 1: *Data Extract Fields* for Data included in the extract.

The generic view is as follows:

Transplantation Portal users can use the waiting list screen to view basic information relevant to each program for current enrolments.

The following screen shot shows examples of the filters in pool management Waiting List.

KIDNEY TWL

KIDNEY/PANCREAS TWL

Waiting List

Filters

Organ Program * Transplant Pathway Transplant Hospital Clinical Hospital Status On Hold Reason [Reset Filters](#)

ABO Sensitisation Category National Flag

Find Person

Results

[Export Excel](#) 179 records found

Recipient															
Last Name	First Name	Date of Birth	ABO	OM ID	Hospital Reference	Transplant Hospital	Clinical Hospital	Date of Last Serum	Ready	Status	On Hold Reason	Date vGFR < 15	mPRA	National Flag	Sensitisation Category

LUNG TWL

Waiting List

Filters

Organ Program * Transplant Pathway Transplant Hospital Clinical Hospital Status On Hold Reason [Reset Filters](#)

ABO Urgent (National Notification) Minimum Height (cm) Maximum Height (cm)

Find Person

Results

[Export Excel](#) 317 records found

Recipient																		
Last Name	First Name	Date of Birth	Age	ABO	OM ID	Transplant Hospital	Clinical Hospital	Date of Last Serum	Ready	Status	On Hold Reason	mPRA	Acceptable Height Range (cm) - From	Acceptable Height Range (cm) - To	Height (cm)	Weight (kg)	Urgent (National Notification)	Sensitisation Category

HEART TWL

Waiting List

Filters

Organ Program * Transplant Pathway Transplant Hospital Clinical Hospital Status On Hold Reason [Reset Filters](#)

ABO Sensitisation Category

Find Person

Results

[Export Excel](#) 182 records found

Recipient															
Last Name	First Name	Date of Birth	ABO	OM ID	Hospital Reference	Transplant Hospital	Clinical Hospital	Date of Last Serum	Ready	Status	On Hold Reason	mPRA	Height (cm)	Weight (kg)	Sensitisation Category

KIDNEY PAIRED DONATION (KPD)

Waiting List Rebecca Scam...

Filters

Organ Program * Kidney Transplant Pathway KPD Transplant Hospital All Clinical Hospital All Provider All Status All Reset Filters

ABO All Authorisation Required All

Find Person

Results

Export Excel 9 records found

Recipient										Donor									
Last Name	First Name	Date of Birth	ABO	Transplant Hospital	Clinical Hospital	Date of Last Serum	Ready	Status	Authorisation Required	Last Name	First Name	Date of Birth	ABO	Transplant Hospital	Clinical Hospital	Ready	Status	Authorisation Required	

LIVING DIRECTED DONOR (LDD)

Waiting List Rebecca Scam...

Filters

Organ Program * Kidney Transplant Pathway LDD Transplant Hospital All Clinical Hospital All Provider All Status All Reset Filters

ABO All

Find Person

Results

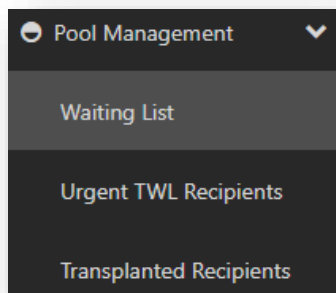
Export Excel 204 records found

Recipient											Donor									
Last Name	First Name	Date of Birth	ABO	Hospital Reference	Transplant Hospital	Clinical Hospital	Date of Last Serum	Ready	Status	mPRA	Last Name	First Name	Date of Birth	ABO	Hospital Reference	Transplant Hospital	Clinical Hospital	Ready	Status	

1.1 TWL PATHWAY

VIEW A LIST OF RECIPIENTS ON TWL

1. Click **Pool Management** menu item in OM and select **Waiting List**.



2. Recipients with Active enrolment.

Select the search filter details to display recipients with a current Active enrolment:

- **Organ Program** Select Organ
- **Transplant Pathway** TWL
- **Status** Active
- Optionally filter by **Transplant Hospital** or **Clinical Hospital**
- Optionally filter by **ABO**
- Optionally filter by **Sensitisation Category**

Recipient results display and update as filters are applied.

From the Waiting List search results view, you can see the recipients' readiness for matching

3. Recipients with On Hold enrolment

Select the search filter details to display recipients with a current On Hold enrolment:

- **Organ Program** Select Organ
- **Transplant Pathway** TWL
- **Status** On Hold
- Optionally filter by On Hold Reason to review patients with reason In Progress, Waiting for hospital activation, Clinical decision/notification/request, Lab Decision, Due to KPD chain, Awaiting ANZKX Activation or Change in Sensitisation Category.
- Optionally filter further by **Transplant Hospital** or **Clinical Hospital**

For recipients marked with a cross (✕) in the **Ready** column, this indicates that the recipient is not ready for matching.

4. Click the cross (✕) to view the reasons for a recipient being marked as **not ready** for matching with a deceased organ donor.

Readiness Assessment

> [Redacted] Donor Recipient

This person's match profile is not ready because of the following reasons

- Luminex (SAG1) test result has expired
- Luminex (SAG2) test result has expired
- No Dialysis Start Date found

<< < 1 > >> 10

Close

Pathway T1	Ready T1
TWL	✓
TWL	✗
TWL	✓
TWL	✗
TWL	✗

- Click on the person the review their profile.
- Click **Export Excel** to export the waiting list into an excel spreadsheet.

Results

Export Excel

1.2 LDD PATHWAY

Filters that can be used to generate the list and the fields that are populated:

Filters

Organ Program * Kidney Transplant Pathway LDD Transplant Hospital All Clinical Hospital All Provider All Status All

ABO All

Find Person

Results

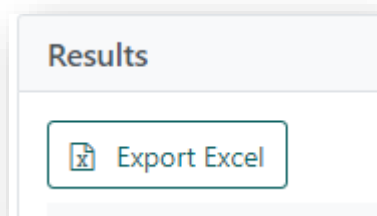
Export Excel

1515 records found

Recipient													Donor												
Last Name T1	First Name T1	Date of Birth T1	ABO T1	Hospital Reference T1	Transplant Hospital T1	Clinical Hospital T1	Date of Last Serum T1	Ready T1	Status T1	mPRA T1	Last Name T1	First Name T1	Date of Birth T1	ABO T1	Hospital Reference T1	Transplant Hospital T1	Clinical Hospital T1	Ready T1	Status T1						

VIEW A LIST OF RECIPIENTS ON LDD PROGRAM

1. Click the **Pool Management** menu item in OM and select **Waiting List**.
2. Select **Kidney** from the **Organ Program** dropdown
3. Select **LDD** from the **Transplant Pathway** dropdown
4. A list of recipients and donor pairs enrolled on LDD will display
5. The other filters pictured above can be selected to further refine the list
6. Click **export excel** to export the waiting list into an excel spreadsheet



1.3 KPD PATHWAY

Filters that can be used to generate the list and the fields that are populated:

The image shows a screenshot of the 'Filters' and 'Results' section of the Organmatch Pool Management portal. The 'Filters' section is at the top and includes several dropdown menus for filtering the results. The 'Results' section is below the filters and shows a table of results. The table has columns for Recipient and Donor information, including Name, Date of Birth, ABO, Transplant Hospital, Clinical Hospital, Date of Last Serum, Ready, Status, and Authorisation Required. The table is currently empty, and the text '125 records found' is visible in the top right corner of the results section.

Filters

Organ Program *
Kidney

Transplant Pathway
KPD

Transplant Hospital
All

Clinical Hospital
All

Provider
All

Status
All

ABO
All

Authorisation Required
All

Find Person

[Reset Filters](#)

Results

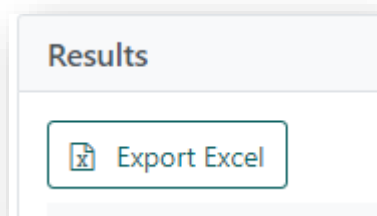
[Export Excel](#)

125 records found

Recipient										Donor									
Last Name	First Name	Date of Birth	ABO	Transplant Hospital	Clinical Hospital	Date of Last Serum	Ready	Status	Authorisation Required	Last Name	First Name	Date of Birth	ABO	Transplant Hospital	Clinical Hospital	Ready	Status	Authorisation Required	

VIEW LIST OF RECIPIENTS ON KPD PROGRAM

1. Click the **Pool Management** menu item in OM and select **Waiting List**.
2. Select **Kidney** from the **Organ Program** dropdown
3. Select **KPD** from the **Transplant Pathway** dropdown
4. A list of recipient and donor pairs enrolled on KPD will display
5. The other filters pictured above can be selected to further refine the list
6. Click **export excel** to export the waiting list into an excel spreadsheet



2. URGENT TWL RECIPIENTS

The Urgent TWL Recipients displays all the recipients associated to the users hospital that are listed as urgent on the specified organ program.

- The urgent category dropdown changes depending on the organ program.
- Not all programs are currently listing Urgent patients in OrganMatch.
- The Export Excel function is not available in this menu.
- If the user is linked to a liver unit, all urgent liver recipients will display.
- Any liver recipients not attached to the users hospital will have the name withheld so the first initial of the first and last name will display followed by xxxxx for eg. Axxxxx Sxxxxx.

The filters below can be selected to display recipients based on specified criteria:

Filters

Organ Program: Kidney, Status: All, Urgent Category: All, Transplant Hospital: All, Clinical Hospital: All, ABO: All

Reset Filters

Results

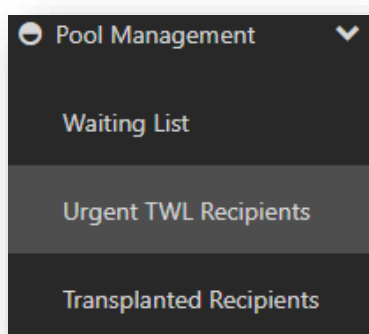
5 record/s found

Recipients									
Last Name	First Name	Date of Birth	ABO	OM ID	Transplant Hospital	Clinical Hospital	Ready	Status	Urgent Category

Note If a kidney recipient is listed for National and State urgency the urgent category in the table will be displayed as National.

VIEW LIST OF URGENT RECIPIENTS ON TWL PROGRAM

1. Click the **Pool Management** menu item in OM and select **Urgent TWL Recipients**.



2. Select the organ from **Organ Program** dropdown
3. A list of recipients with an urgent category will display
4. The other filters pictured above to be selected to further refine the list

3. TRANSPLANTED RECIPIENTS

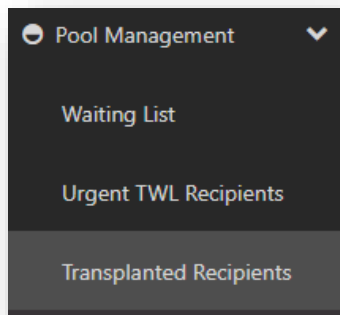
The Transplanted Recipients sub menu generates a list of transplanted recipients linked to the users hospital. The filters below can be selected, and a transplant date range can be populated to refine the search. The recipients are listed in order of transplant date, with the most recent at the top. The Export Excel function is not available in this menu.

Below are the filters that can be used to generate the list and the fields that are populated in the table.

The screenshot shows the 'Filters' section of the portal. It includes dropdown menus for 'Organ Program' (set to 'Kidney'), 'Transplant Pathway' (set to 'All'), 'Transplant Hospital' (set to 'All'), 'Clinical Hospital' (set to 'All'), and 'ABO' (set to 'All'). There are also date input fields for 'Transplant Date From' and 'Transplant Date To', both with a 'dd/mm/yyyy' placeholder. A 'Reset Filters' link is visible. Below the filters is a 'Results' section showing a table of recipients. The table has columns: Last Name, First Name, Date of Birth, ABO, OM ID, Transplant Hospital, Clinical Hospital, Pathway, mPRA, and Transplant Date. A message '25233 record/s found' is displayed at the top right of the results section.

VIEW LIST OF TRANSPLANTED PATIENTS

1. Click the **Pool Management** menu item in OM and select **Transplanted Recipients**.



2. Select **Organ Program** and **Transplant Pathway** to filter the required recipients
3. Populate **Transplant Date From** and **Transplant Date To**, to search within a specific time frame
4. Click on the recipient record in the Results section to be taken to the most recent Transplant Event.

APPENDIX 1: DATA FIELD EXTRACTS

Last Name	Accept Increased Viral Risk - Date of consent	Status
First Name	Accept ABOi	Reason
Date of Birth	Accept ABOi - Date of consent	Previous Transplant
OM Lab	ABOi - ABOi values	HLA Typing
National Reference	State Urgency	UA&AA - TWL cPRA
Hospital Reference	National Urgency	UA&AA - TWL - AB Screening
Date of Last Sample	Paediatric Status for Matching	UA&AA - TWL - Prev. Donor Mismatch
Organ Program	Ready	UA&AA - TWL - Other
Pathway	Transplant Hospital Reference	UA&AA - TWL - AA
ABO	Transplant Provider	UA&AA - Living Donor cPRA
Subtype	Clinical Hospital	UA&AA - Living Donor - AB Screening
Rhesus	Clinical Hospital Reference	UA&AA - Living Donor - Prev. Donor Mismatch
Waiting Time - days	Clinical Provider	UA&AA - Living Donor - Other
Dialysis for matching	Accept HepBc Ab pos	UA&AA - Living Donor - AA
Height (cm)	Accept HepBc Ab pos - Date of consent	
Weight (kg)	Accept HepC Ab pos	
Transplant Unit	Accept HepC Ab pos - Date of consent	
Transplant Hospital Reference	Accept TRK	
Transplant Provider	Accept TRK - Date of consent	
Clinical Hospital	Accept Increased Viral Risk	
Clinical Hospital Reference	Accept Increased Viral Risk - Date of consent	
Clinical Provider	Accept ABOi	
Accept HepBc Ab pos	Accept ABOi - Date of consent	
Accept HepBc Ab pos - Date of consent	ABOi - ABOi values	
Accept HepC Ab pos	State Urgency	
Accept HepC Ab pos - Date of consent	National Urgency	
Accept TRK	Paediatric Status for Matching	
Accept TRK - Date of consent	Ready	
Accept Increased Viral Risk	Consolidated Antibodies	

DEFINITIONS

Term/abbreviation	Definition
ANZKX	Australian and New Zealand Kidney Exchange Program
KPD	Kidney Paired Donor
LDD	Living Directed Donor
OM	OrganMatch
SAG	Single Antigen Luminex result
TWL	Transplant Waiting List

REFERENCED INTERNAL DOCUMENTS

Document number	Source
OM-051	Transplant Waiting List Management

CHANGE HISTORY

Version number	Effective date	Summary of change
1	Refer to footer	New document

ELECTRONIC SIGNATURE

Author	NATASHA HAYWOOD
Approver(s)	NARELLE WATSON