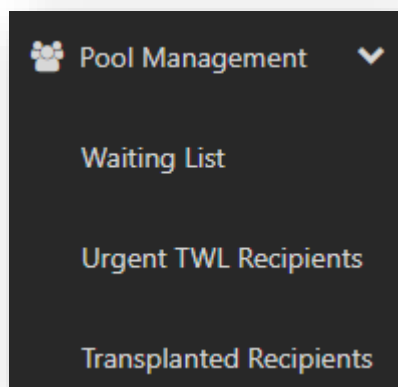


Pool Management on the navigation pane contains three sections:

- Waiting List
- Urgent TWL Recipients
- Transplanted Recipients



INTRODUCTION TO POOL MANAGEMENT

Pool management can be used to view groups of patients. The groups include:

- Waiting Lists – current list of recipients enrolled for an organ transplant. This includes all pathways Transplant Waiting List (TWL- Deceased donor), Living Directed Donor (LDD) and Kidney Paired Donor (KPD) program.
- Urgent patients
- Transplanted patients

1. WAITING LIST

The waiting list allows users to view lists of all recipients and donors enrolled in an Organ program or Transplant pathway. When an organ program is selected, all recipients who are enrolled in that organ program are displayed on the screen. For the TWL pathway a row is shaded green when the recipient is active and ready. For the LDD and KPD pathways a row is shaded green when the recipient and donor are active and ready.

See Appendix 1: *Data Extract Fields* for Data included in the extract.

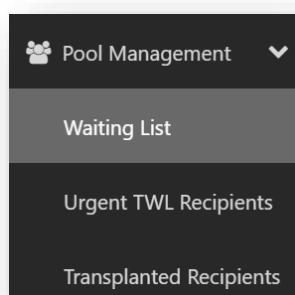
1.1 TWL PATHWAY

Filters that can be used to generate the list and the fields that are populated:

The screenshot shows the 'Filters' section of the Organmatch Pool Management Laboratory Portal. It includes dropdown menus for OM Laboratory (NSW), Organ Program (Kidney), Transplant Pathway (TWL), Status (On Hold), On Hold Reason (All), Transplant Hospital (All), Clinical Hospital (All), Provider (All), ABO (All), Sensitisation Category (All), and SAG Readiness Expiry (All). There is also a 'Find Person' search bar. Below the filters is the 'Results' section, which includes an 'Export Excel' button and a table of recipients. The table has 15 columns: Last Name, First Name, Date of Birth, ABO, OM ID, OM Lab, Transplant Hospital, Clinical Hospital, Date of Last Serum, Recent Ab Screening (SAG1/2), Days SAG Readiness expires in, Pathway, Ready, Status, On Hold Reason, Sensitisation Category, and Current Notification. The table indicates that 265 records were found.

VIEW A LIST OF RECIPIENTS ON TWL

1. Click **Pool Management** menu item in OM and select **Waiting List**.



2. **Recipients with Active enrolment.**

Select the search filter details to display recipients with a current Active enrolment:

- **OM Laboratory** Select the relevant lab (defaults to your state lab)
- **Organ Program** Select Organ
- **Transplant Pathway** TWL
- **Status** Active
- Optionally filter by **SAG Readiness Expiry** to review patients with SAG expiring within set timeframes (e.g. Within 10 days, Between 11 and 20 days, or Expired). This is calculated from the **Recent Ab Screening** date which is the test date of the most recent Single Antigen result.
- Optionally filter by **Transplant Hospital** or **Clinical Hospital**

Recipient results display and update as filters are applied.

Any active notifications will appear as yes in the **Current Notification** column and comments added can be viewed in the popup when clicking on this column.

From the Waiting List search results view, you can see the recipients' readiness for matching

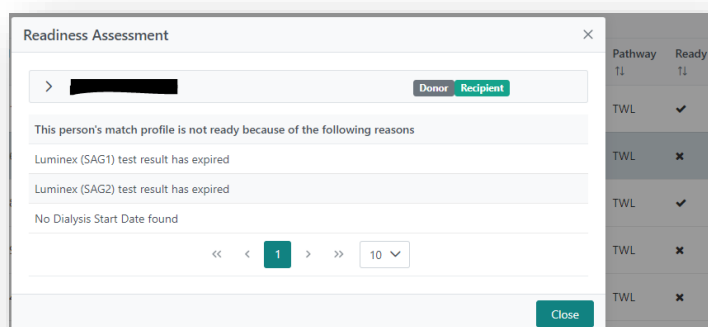
3. Recipients with On Hold enrolment

Select the search filter details to display recipients with a current On Hold enrolment:

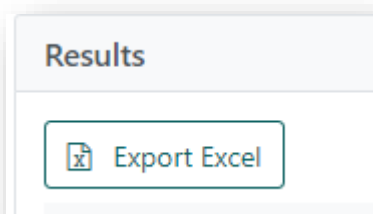
- **OM Laboratory** Select the relevant lab (defaults to your state lab)
- **Organ Program** Select Organ
- **Transplant Pathway** TWL
- **Status** On Hold
- Optionally filter by On Hold Reason to review patients with reason In Progress, Waiting for hospital activation, Clinical decision/notification/request, Lab Decision, Due to KPD chain, Awaiting ANZKX Activation or Change in Sensitisation Category.
- Optionally filter further by **Transplant Hospital** or **Clinical Hospital**

For recipients marked with a cross (x) in the **Ready** column, this indicates that the recipient is not ready for matching.

- Click the cross (x) to view the reasons for a recipient being marked as **not ready** for matching with a deceased organ donor.



- Click on the person to review their profile.
- Click **Export Excel** to export the waiting list into an excel spreadsheet.



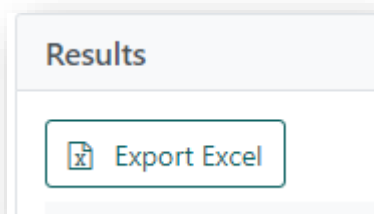
1.2 LDD PATHWAY

Filters that can be used to generate the list and the fields that are populated:

The screenshot displays the 'Filters' section of the Organmatch Pool Management Laboratory Portal. It includes several dropdown menus for filtering results: OM Laboratory (set to NSW), Organ Program (set to Kidney), Transplant Pathway (set to LDD), Status (set to All), Transplant Hospital (set to All), Clinical Hospital (set to All), Provider (set to All), ABO (set to All), and Sensitisation Category (set to All). There is also a 'Find Person' search bar. Below the filters is the 'Results' section, which features an 'Export Excel' button and a table of recipients. The table has 13 columns: Last Name, First Name, Date of Birth, ABO, OM ID, OM Lab, Transplant Hospital, Clinical Hospital, Date of Last Serum, Pathway, Ready, Status, Sensitisation Category, and Current Notification. A note indicates '333 record/s found'.

VIEW A LIST OF RECIPIENTS ON LDD PROGRAM

1. Click the **Pool Management** menu item in OM and select **Waiting List**.
2. Select the Lab from **OM Laboratory** dropdown (defaults to your state lab)
3. Select **Kidney** from the **Organ Program** dropdown
4. Select **LDD** from the **Transplant Pathway** dropdown
5. A list of recipients enrolled on LDD will display
6. The other filters pictured above to be selected to further refine the list
7. Click **export excel** to export the waiting list into an excel spreadsheet



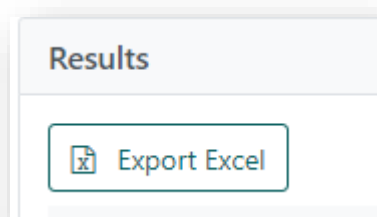
1.3 KPD PATHWAY

Filters that can be used to generate the list and the fields that are populated:

The screenshot displays the 'Filters' section of the Organmatch Pool Management Laboratory Portal. It includes dropdown menus for 'OM Laboratory' (set to NSW), 'Organ Program' (set to Kidney), 'Transplant Pathway' (set to KPD), and 'Status' (set to All). There are also dropdowns for 'Transplant Hospital' and 'Clinical Hospital', both set to All, and a 'Provider' dropdown set to All. An 'ABO' dropdown is also set to All. A 'Find Person' search bar is present. Below the filters is a 'Results' section with an 'Export Excel' button and a table header. The table header is divided into 'Recipient' and 'Donor' sections, with columns for Last Name, First Name, Date of Birth, ABO, OM Lab, Transplant Hospital, Clinical Hospital, Date of Last Serum, Ready, Status, and ARP. A note indicates '37 records found'.

VIEW LIST OF RECIPIENTS ON KPD PROGRAM

1. Click the **Pool Management** menu item in OM and select **Waiting List**.
2. Select the Lab from **OM Laboratory** dropdown (defaults to your state lab)
3. Select **Kidney** from the **Organ Program** dropdown
4. Select **KPD** from the **Transplant Pathway** dropdown
5. A list of recipients enrolled on LDD will display
6. The other filters pictured above to be selected to further refine the list
7. Click **export excel** to export the waiting list into an excel spreadsheet



2. URGENT TWL RECIPIENTS

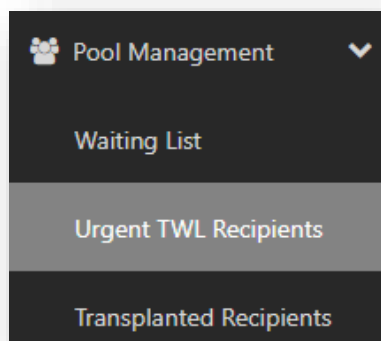
The Urgent TWL Recipients sub menu displays all the recipients that are listed as urgent. The filters below can be selected to display recipients based on specified criteria. The urgent category dropdown changes depending on the organ program. Not all programs are currently listing Urgent patients in OrganMatch.

The screenshot shows a web interface for filtering and viewing urgent TWL recipients. It includes a 'Filters' section with dropdown menus for OM Laboratory (NSW), Organ Program (LUPG), Status (All), Transplant Hospital (All), Clinical Hospital (All), ABO (All), and Urgent Category (All). Below the filters is a 'Results' section showing a table of recipients. The table has columns for Last Name, First Name, Date of Birth, ABO, OM ID, OM Lab, Transplant Hospital, Clinical Hospital, Date of Last Serum, Recent Ab Screening (SAG1/2), Ready, Status, and Urgent Category. A message '1 record/s found' is displayed above the table.

Note If a kidney recipient is listed for National and State urgency the urgent category in the table will be displayed as National.

VIEW LIST OF URGENT RECIPIENTS ON TWL PROGRAM

1. Click the **Pool Management** menu item in OM and select **Urgent TWL Recipients**.



2. Select the Lab from **OM Laboratory** dropdown (defaults to your state lab)
3. Select the organ from **Organ Program** dropdown
4. A list of recipients with an urgent category will display
5. The other filters pictured above can be selected to further refine the list

3. TRANSPLANTED RECIPIENTS

Pool management allows for the generation of a list of transplanted patients within a date range. The patients are sorted by transplant date with the most recent appearing at the top. Below are the filters that can be used to generate the list and the fields that are populated in the table.

The screenshot shows the 'Filters' section with the following controls:

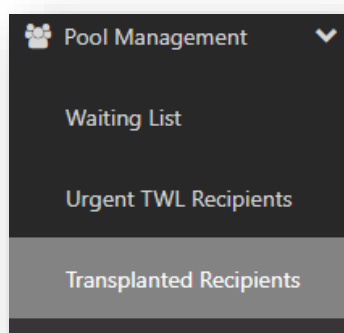
- OM Laboratory:** Dropdown menu with 'NSW' selected.
- Organ Program:** Dropdown menu with 'Kidney' selected.
- Transplant Pathway:** Dropdown menu with 'All' selected.
- Transplant Date From:** Date input field with a placeholder 'dd/mm/yyyy'.
- Transplant Date To:** Date input field with a placeholder 'dd/mm/yyyy'.
- Transplant Hospital:** Dropdown menu with 'All' selected.
- Clinical Hospital:** Dropdown menu with 'All' selected.
- ABO:** Dropdown menu with 'All' selected.
- Reset Filters:** A blue link to clear the filters.

Below the filters is the 'Results' section, which indicates '1095 records found'. It contains a table with the following columns:

| Recipients | | | | | | | | | | |
|------------|------------|---------------|-----|-------|--------|---------------------|-------------------|---------|------|-----------------|
| Last Name | First Name | Date of Birth | ABO | OM ID | OM Lab | Transplant Hospital | Clinical Hospital | Pathway | mPRA | Transplant Date |

VIEW LIST OF TRANSPLANTED PATIENTS

1. Click the **Pool Management** menu item in OM and select **Transplanted Recipients**.



2. Select **Organ Program** and **Transplant Pathway** to filter the required recipients
3. Populate **Transplant Date From** and **Transplant Date To**, to search within a specific time frame
4. Click on the recipient record in the Results section to be taken to the most recent Transplant Event.

APPENDIX 1: DATA EXTRACT FIELDS

| | | |
|---------------------------------------|---|---|
| Last Name | Accept Increased Viral Risk - Date of consent | Status |
| First Name | Accept ABOi | Reason |
| Date of Birth | Accept ABOi - Date of consent | Previous Transplant |
| OM Lab | ABOi - ABOi values | HLA Typing |
| National Reference | State Urgency | UA&AA - TWL cPRA |
| Hospital Reference | National Urgency | UA&AA - TWL - AB Screening |
| Date of Last Sample | Paediatric Status for Matching | UA&AA - TWL - Prev. Donor Mismatch |
| Organ Program | Ready | UA&AA - TWL - Other |
| Pathway | Transplant Hospital Reference | UA&AA - TWL - AA |
| ABO | Transplant Provider | UA&AA - Living Donor cPRA |
| Subtype | Clinical Hospital | UA&AA - Living Donor - AB Screening |
| Rhesus | Clinical Hospital Reference | UA&AA - Living Donor - Prev. Donor Mismatch |
| Waiting Time - days | Clinical Provider | UA&AA - Living Donor - Other |
| Dialysis for matching | Accept HepBc Ab pos | UA&AA - Living Donor - AA |
| Height (cm) | Accept HepBc Ab pos - Date of consent | |
| Weight (kg) | Accept HepC Ab pos | |
| Transplant Unit | Accept HepC Ab pos - Date of consent | |
| Transplant Hospital Reference | Accept TRK | |
| Transplant Provider | Accept TRK - Date of consent | |
| Clinical Hospital | Accept Increased Viral Risk | |
| Clinical Hospital Reference | Accept Increased Viral Risk - Date of consent | |
| Clinical Provider | Accept ABOi | |
| Accept HepBc Ab pos | Accept ABOi - Date of consent | |
| Accept HepBc Ab pos - Date of consent | ABOi - ABOi values | |
| Accept HepC Ab pos | State Urgency | |
| Accept HepC Ab pos - Date of consent | National Urgency | |
| Accept TRK | Paediatric Status for Matching | |
| Accept TRK - Date of consent | Ready | |
| Accept Increased Viral Risk | Consolidated Antibodies | |

DEFINITIONS

| Term/abbreviation | Definition |
|-------------------|--|
| ANZKX | Australian and New Zealand Kidney Exchange Program |
| KPD | Kidney Paired Donor |
| LDD | Living Directed Donor |
| OM | OrganMatch |
| SAG | Single Antigen Luminex result |
| TWL | Transplant Waiting List |

CHANGE HISTORY

| Version number | Effective date | Summary of change |
|----------------|-----------------|-------------------|
| 1 | Refer to footer | New document |

ELECTRONIC SIGNATURE

| | |
|-------------|-----------------|
| Author | NATASHA HAYWOOD |
| Approver(s) | NARELLE WATSON |