



## Summary of the 2021 Australian Donation and Transplantation Activity Report

### Data at a glance

#### No. of donors



**421**

-9%

deceased organ donors

#### No. of transplant recipients

**1,174**

-7%

organ transplant recipients



**203**

+12%

living organ donors

**203**

+12%

living organ transplant recipients



**1,472**

+12%

deceased eye donors

**2,413**

+6%

corneal transplant recipients



**313**

+8%

deceased tissue donors

#### No. of transplants per organ



**656**

Kidney



**253**

Liver



**171**

Lung



**112**

Heart



**38**

Pancreas



**2**

Intestine

#### No. of new registrations

**349,947**

2021

+87%

**186,656**

2020

+16%

While 4 in 5 Australians publicly support organ and tissue donation, only 36% (or 1 in 3) are registered on the Australian Organ Donor Register.

**Consent rates**

 **56%**

In 2021, 56% of families consented to donation, compared to 58% in 2020. In Australia the family is always asked to consent to donation. Around 9 in 10 families consent if their family member had registered to be a donor. Only 4 in 10 families consent if they don't know.

**No. of people on the waitlist**

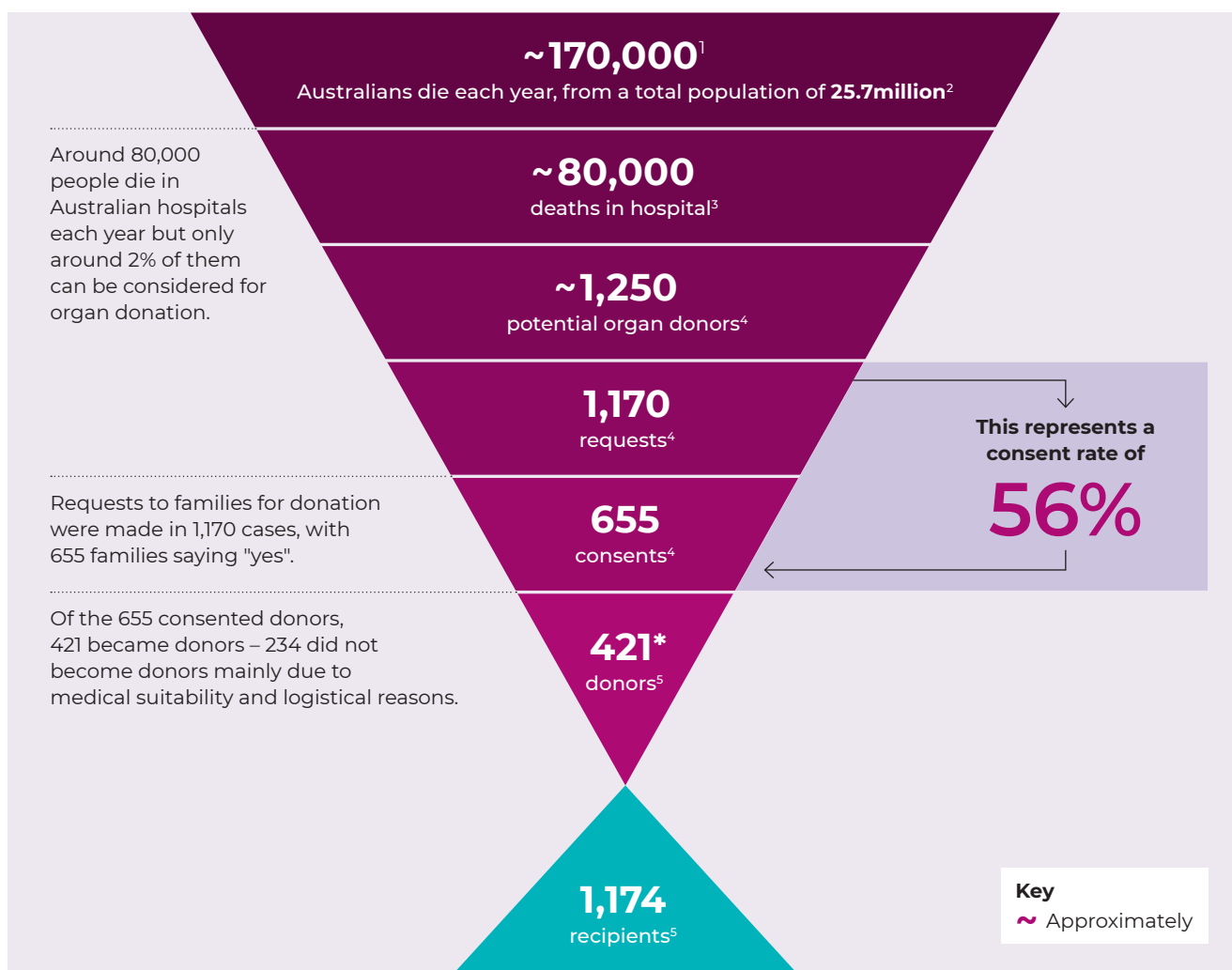
 **~1,850**

There are currently around 1,850 Australians on the waitlist for an organ transplant. There are also more than 13,000 additional people who are on dialysis – some of whom may need a kidney transplant.

**Organ donation process**

**Organ donation is a rare event**










Organ donation can only occur when someone dies in a hospital as organs need to be functioning well to be transplanted. In 2021, around 1,250 people (or 2%) died in a way where organ donation could be considered.



**Sources**

- 1 Australian Bureau of Statistics. Causes of death, Australia, 2020 (Released 29/09/2021).
- 2 Australian Bureau of Statistics. National, state and territory Population, 30 June 2021 (Released 16/12/2021).
- 3 Australian Institute of Health and Welfare 2020. Admitted patient care 2019–20 (Released 03/06/2021).
- 4 DonateLife Audit, February 2022.
- 5 Deceased organ donation in Australia, Australia and New Zealand Organ Donation Registry, 15 February 2022.

**Jurisdiction data at a glance**

	Deceased organ donors	Organ transplants <sup>1</sup>	Consent rate	New registrations <sup>2</sup>
 National	421	1,174	56%	349,947
 Australian Capital Territory	8	24	48%	9,864
 New South Wales	109	320	51%	110,331
 Northern Territory	2	6	18%	2,616
 Queensland	91	275	61%	73,736
 South Australia	50	119	73%	31,244
 Tasmania	7	21	54%	7,516
 Victoria	110	296	55%	88,278
 Western Australia	44	113	58%	26,362

<sup>1</sup> New registrations on the Australian Organ Donor Register (AODR)

<sup>2</sup> Number of recipients from the donors in the relevant state

Trend data from 2009–2021

Since the national program first began in 2009:



15,525

Organ transplant recipients from



5,450

deceased organ donors



16,045

Deceased eye donors

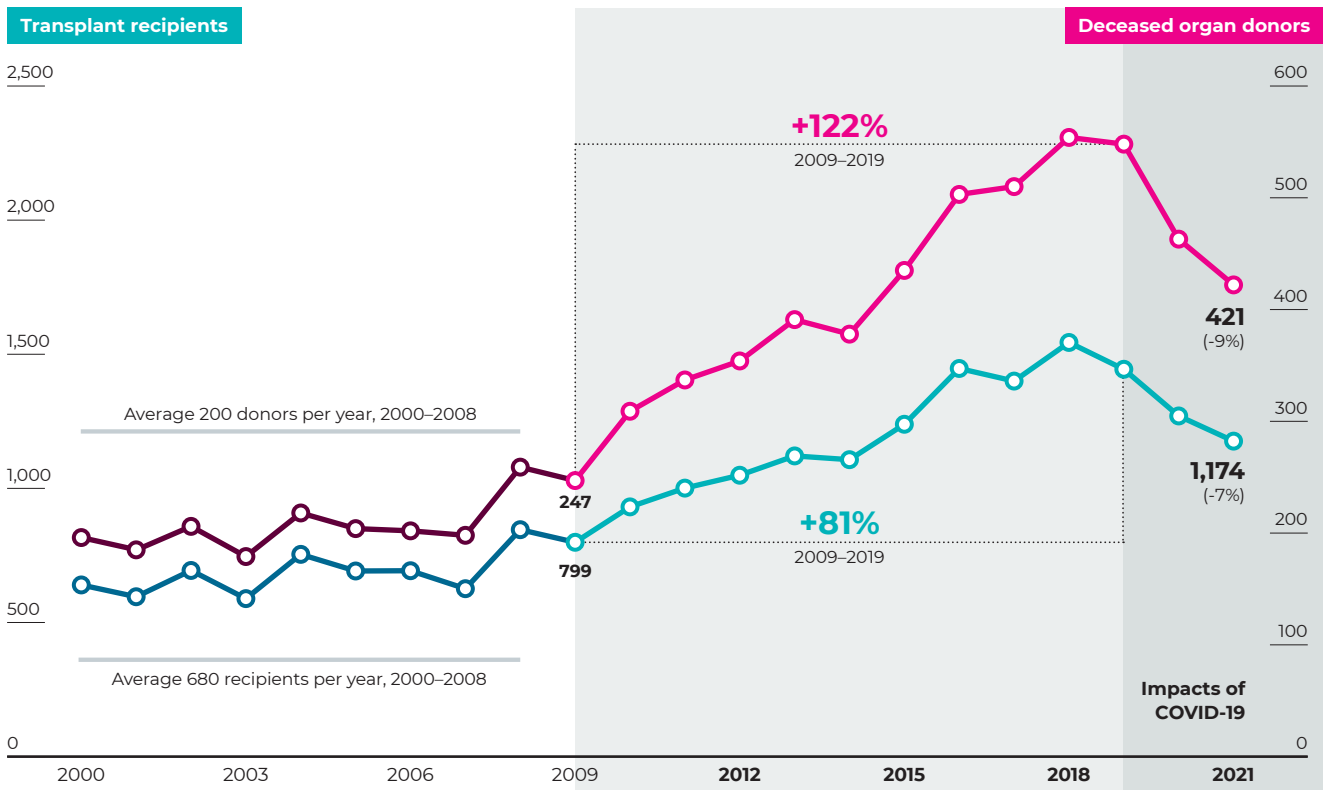


35,402

Deceased and living tissue donors since 2013

Deceased organ donation and transplant recipients 2000–2021

Since the beginning of the national program in 2009, donation rates increased from 247 to a peak of 554 in 2018. The number of transplant recipients increased across the same time period from 799 to 1,544. COVID-19 has impacted the program through 2020 and 2021.



About this data

This data is an extract of the 2021 Australian Donation and Transplantation Activity Report, that provides a snapshot of key metrics on organ, eye and tissue donation and transplantation – both deceased and living – to inform ongoing sector improvements for the benefit of all Australians.

What can you do to help?

Register and tell your family you want to be a donor – it only takes one minute.

[Register now](#)

For media enquiries, please contact:

The Organ and Tissue Authority

T 0403 058 662 | E [media@donatelife.gov.au](mailto:media@donatelife.gov.au)