

# Performance report



Australian Government  
Organ and Tissue Authority

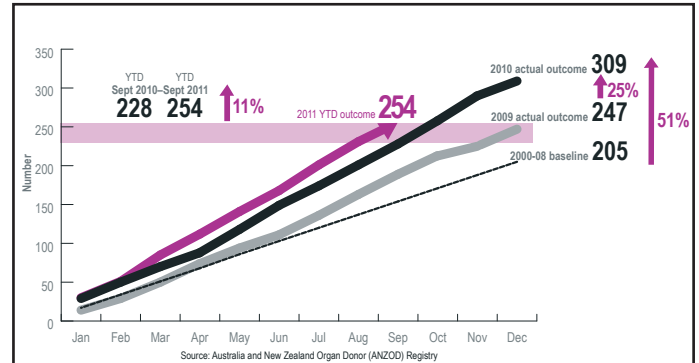
## September 2011

### Organ donation rate

At September our national organ donation rate is 11% higher than the same period in 2010 (254 organ donors compared to 228 at September 2010). This is the highest September year to date outcome since ANZOD began publishing records.

The growth in 2011 builds upon the 25% increase in national donation rates achieved in 2010 compared to 2009—and the 51% increase in 2010 over the baseline of 205 organ donors (average 2000 – 2008).

### Deceased organ donors to end September 2011

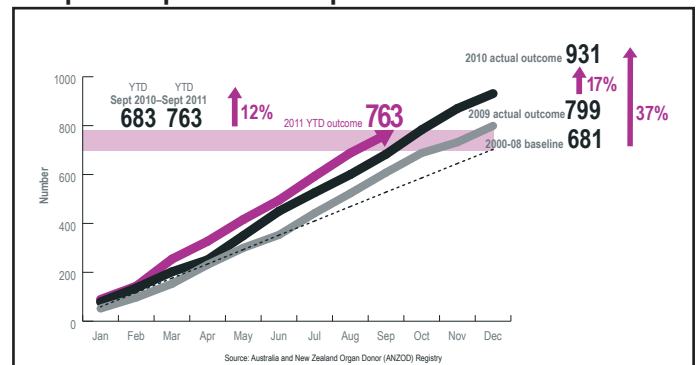


### Transplant recipients

At September our national transplant recipient rate is 12% higher than the same period in 2010 (763 transplant recipients compared to 683 transplant recipients at September 2010). This is the highest September year to date outcome since ANZOD began publishing records.

The growth in 2011 builds upon the 17% increase in national transplant recipients achieved in 2010—and the 37% increase over the baseline of 681 transplant recipients (average 2000 – 2008).

### Transplant recipients to end September 2011

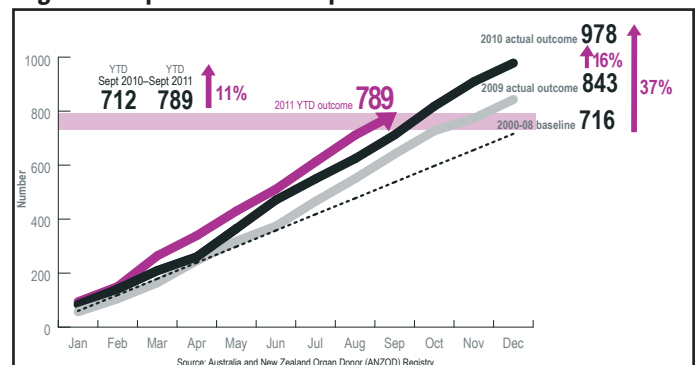


### Organs transplanted

At September our national organ transplant rate is 11% higher than the same period in 2010 (789 organs transplanted compared to 712 organs transplanted at September 2010). This is the highest September year to date outcome since ANZOD began publishing records.

The growth in 2011 builds upon the 16% increase in organs transplanted nationally in 2010—and the 37% increase over the baseline of 716 organs transplanted (average 2000 – 2008).

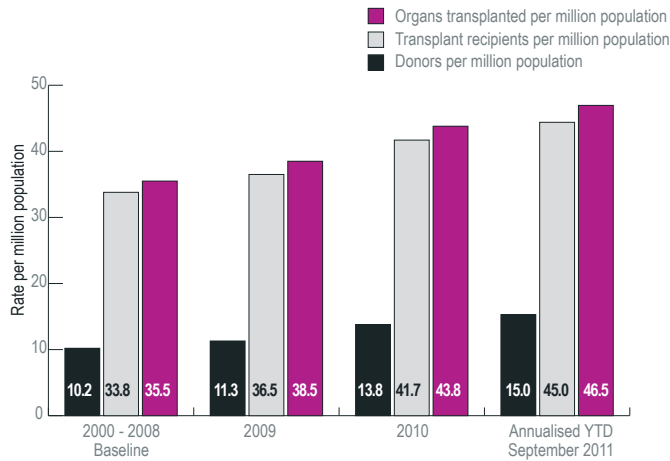
### Organs transplanted to end September 2011



An Australian Government Initiative



**Diagram 4 – Donation and transplant rates per million population end September 2011**



## Results: Donation and transplant rates

All three key performance measures of donation and transplant activity have increased from the baseline average of 2000-2008, through 2009 and 2010. 2011 annualised rates, based on September year to date outcomes, show further increases.

For the international standard measure of organs transplanted per million population (otmpm), over the 12 months to December 2010, Australia achieved an organ transplant rate of 43.8 representing a 14% increase over the 2009 rate of 38.5 otmpm. The annualised year to date September 2011 outcome is higher again at 46.5 otmpm.

