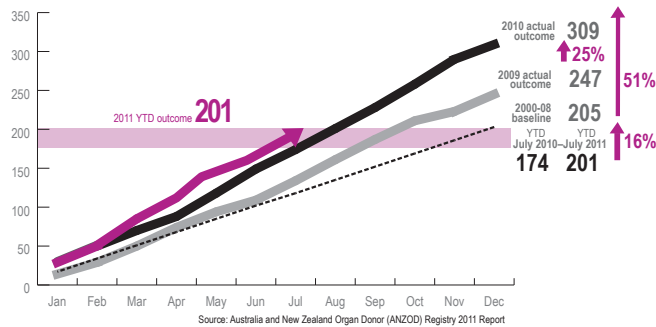




Australia's organ donation rates continue to increase

July 2011 Performance update

Diagram 1 – Deceased organ donors to end July 2011

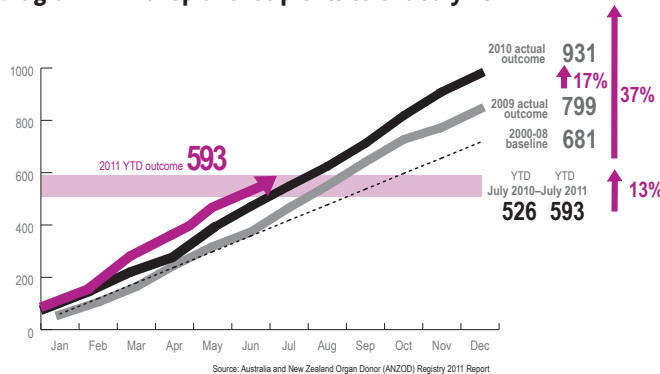


Results: Organ donation rates

At July 2011, our national organ donation rate is 16% higher than the same period in 2010 (201 organ donors compared to 174 organ donors at July 2010).

The growth in 2011 builds upon the 25% increase in national donation rates achieved in 2010 compared to 2009—and the 51% increase in 2010 over the baseline of 205 organ donors (average 2000 – 2008).

Diagram 2 – Transplant recipients to end July 2011

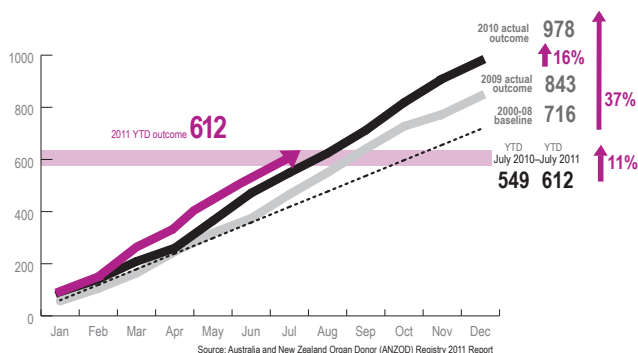


Results: Transplant recipients

At July 2011, our national transplant recipient rate is 13% higher than the same period in 2010 (593 transplant recipients compared to 526 transplant recipients as at July 2010).

The growth in 2011 builds upon the 17% increase in national transplant recipients achieved in 2010—and the 37% increase over the baseline of 681 transplant recipients (average 2000 – 2008).

Diagram 3 – Organs transplanted to end July 2011



Results: Organs transplanted

At July 2011, our national organ transplant rate is 11% higher than the same period in 2010 (612 organs transplanted compared to 549 organs transplanted as at July 2010).

The growth in 2011 builds upon the 16% increase in national organs transplanted achieved in 2010—and the 37% increase over the baseline of 716 organs transplanted (average 2000 – 2008).

